

FORD  
**TRANSIT**  
2024



# UPFIT GUIDE





# HELPING MOBILE TECHNICIANS WORK MORE EFFECTIVELY BY PROVIDING ORGANIZED STORAGE SOLUTIONS

**AT RANGER DESIGN,  
WE BELIEVE MORE IS POSSIBLE.**

We believe work vehicles and the technicians who drive them can become more organized, efficient, productive, and profitable. At Ranger Design, we are committed to providing you with the products and services that make this possible.

More means helping you choose the right work van for your application, as well as giving you engineering support and expert advice to help design the most efficient work space in your new vehicle.

More also means getting that new van outfitted and on the road faster, so you can start using it for the reason you bought it.

We're committed to bringing you more, because we believe more is possible.





**CONTRACTOR**

P. 6



**SERVICE**

P. 8



**ELECTRICAL**

P. 10



**HVAC**

P. 12




**DELIVERY**

P. 14



**ALUMINUM**

P. 16



**FLOORS AND STORAGE**

P. 18



**ACCESSORIES**

P. 20



**LADDER RACKS**

P. 22

## Large Distributor Network Across the Continent

---

**Buy**

Ranger Design Quickship service is available through your local distributor. [rangerdesign.com/find-distributor](http://rangerdesign.com/find-distributor)

---

**Lead Time**

Quickship orders placed before 1PM EST, will ship from our factory in the next business day.

---



All products with this symbol are available on Quickship

# HOW TO USE THE LAYOUT GUIDE

## INSIDE ROOF HEIGHT

To determine the maximum shelf height that can be used in the van.

## PARTITION DEPTH

This indicates the space taken up by our partition for this vehicle. Please note that this measurement is determined by the partition that encroaches the most. Some partitions may take up less space. Take note that this measurement may not necessarily be on the floor.

## DOOR OPENING

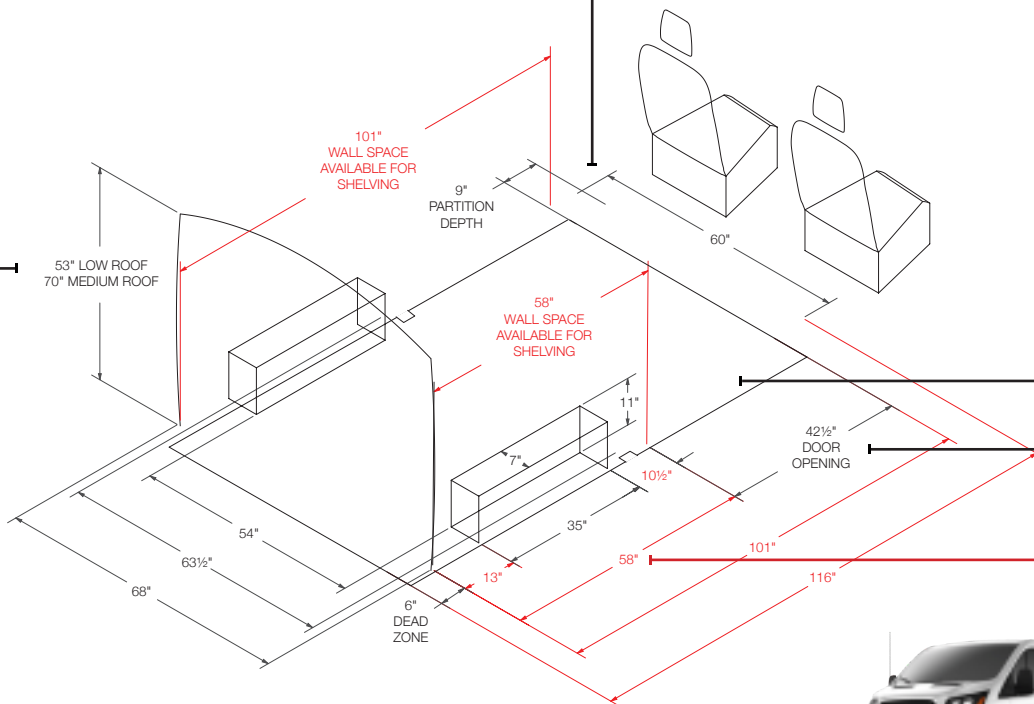
To determine where shelving will land in relation to the door opening. Use this measurement to determine the space available for drawer units.

## DIMENSIONS IN RED

These dimensions indicate unique measurements for each wheelbase. Use red dimensions to determine the exact wheelbase of your van.

## FLOOR SPACE

This area is usable floor space but due to curvature of the van there may not be the same available area at the roof. Please measure actual van for specific measurement at roof.



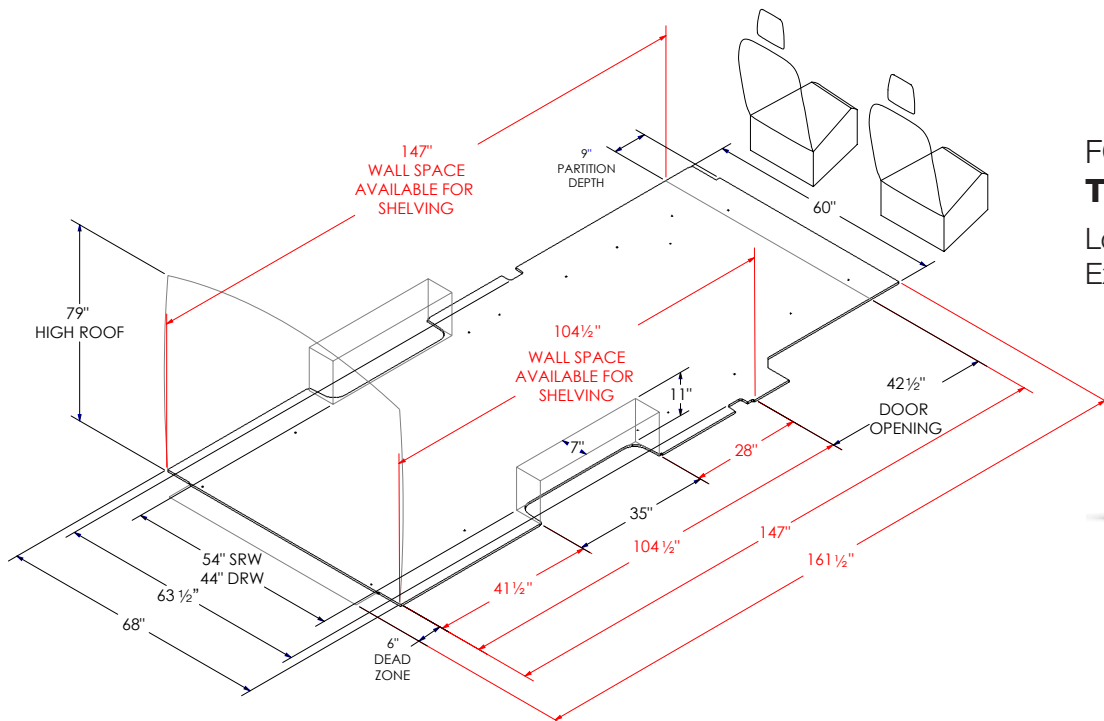
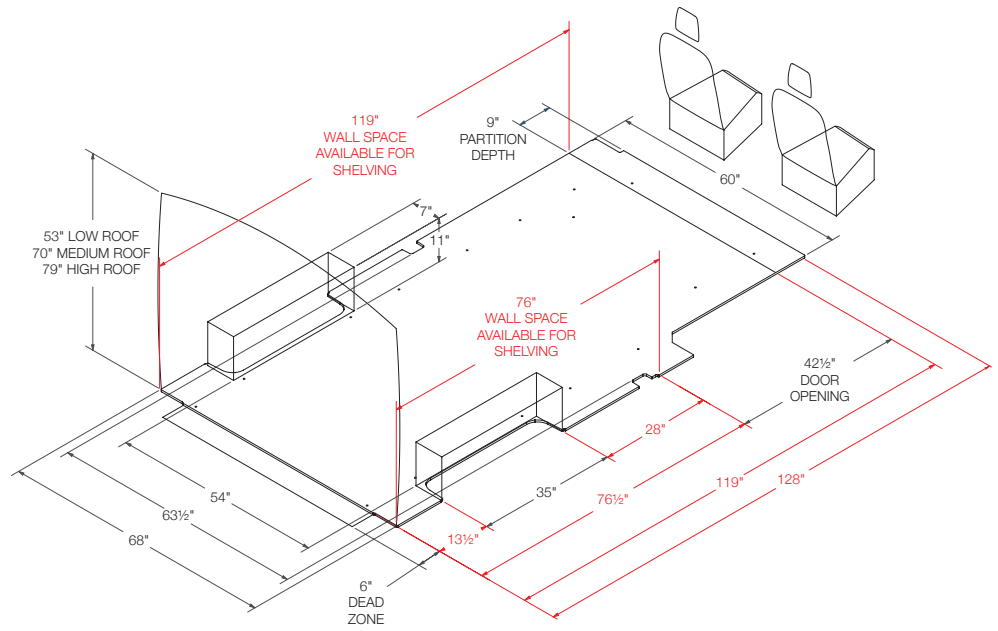
FORD  
**TRANSIT**

Regular 130" Wheelbase



## FORD TRANSIT

Long 148" Wheelbase



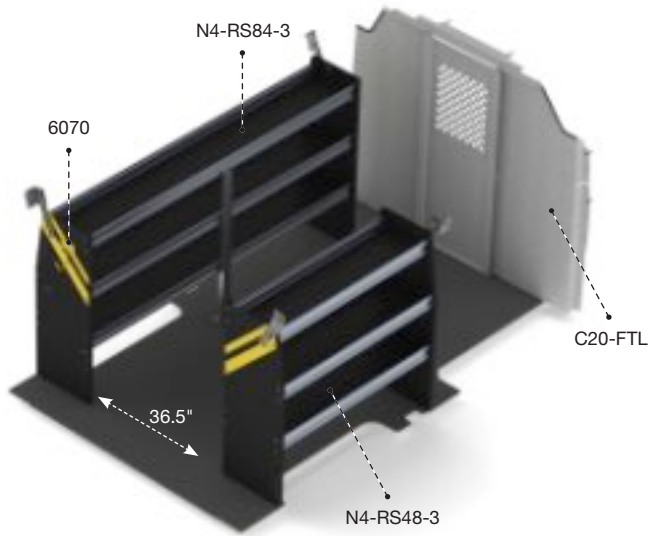
## FORD TRANSIT

Long 148" Wheelbase Extended









# CONTRACTOR

CONTRACTOR

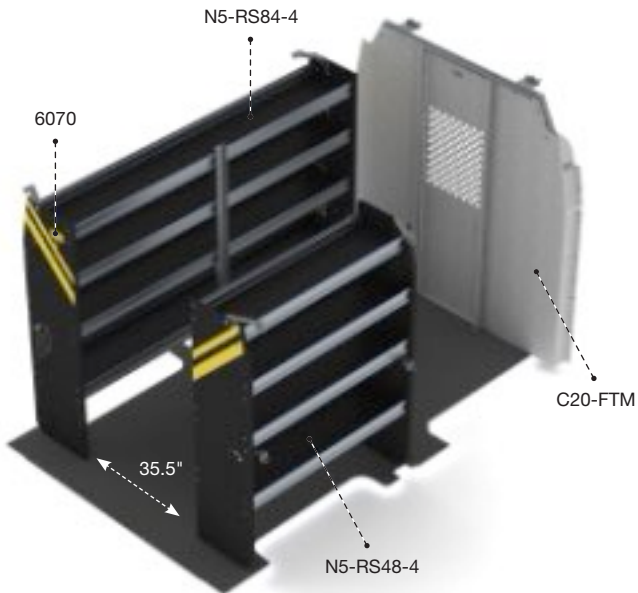


## FTL-10 CONTRACTOR






 Steel	 130", 148"	 Low Roof
 206 lbs	 3.3 hrs	 Yes

Qty	Part #	Description
1	6070	6" Hook, 3" opening, painted
1	C20-FTL	Straight steel partition with perforated window, no access
1	N4-RS48-3	Steel shelving unit, 14" D x 48" W x 44.5" H
1	N4-RS84-3	Steel shelving unit, 14" D x 84" W x 44.5" H

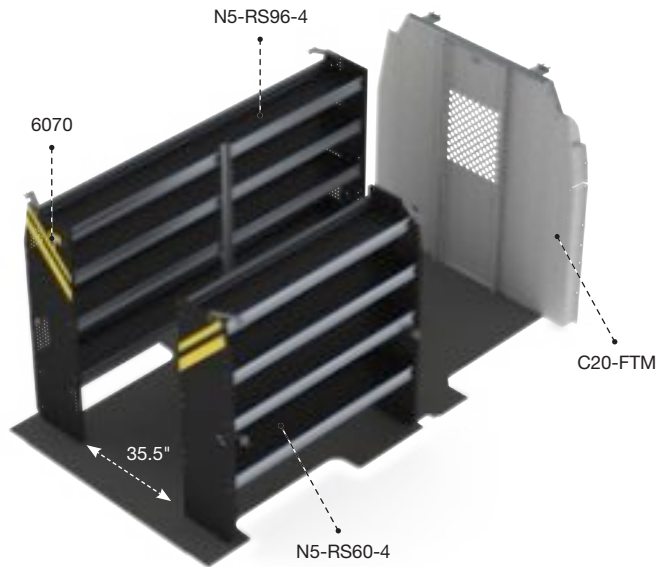
VISIT  
RANGERDESIGN.COM  
TO VIEW OUR  
SAFETY PARTITIONS:



## FTR-10 CONTRACTOR

 Steel	 130"	 Medium Roof
 268 lbs	 3.8 hrs	 Yes

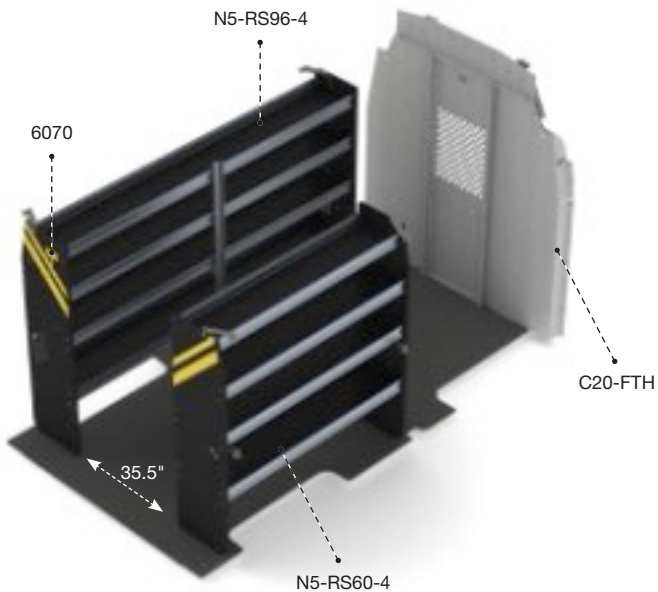
Qty	Part #	Description
1	6070	6" Hook, 3" opening, painted
1	C20-FTM	Straight steel partition with perforated window, no access
1	N5-RS48-4	Steel shelving unit, 14" D x 48" W x 62" H
1	N5-RS84-4	Steel shelving unit, 14" D x 84" W x 62" H



## FTM-10 CONTRACTOR

Steel	148"	Medium Roof
288 lbs	3.8 hrs	Yes

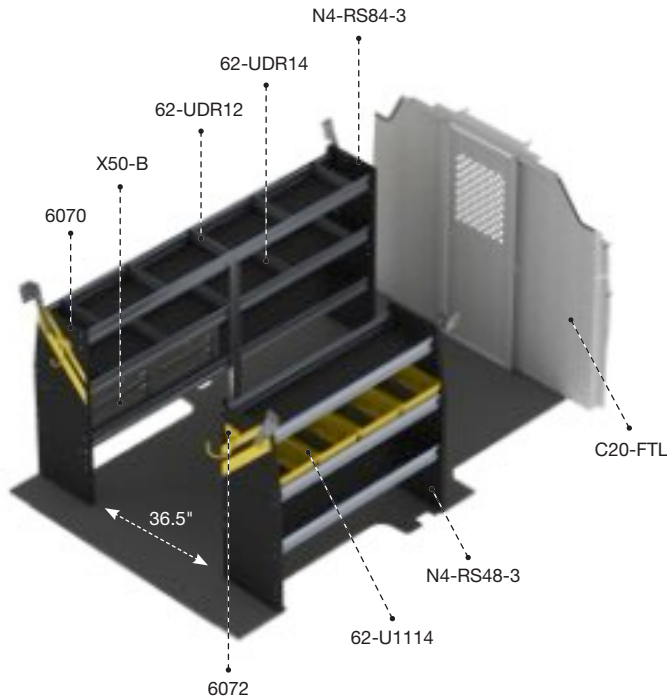
Qty	Part #	Description
1	6070	6" Hook, 3" opening, painted
1	C20-FTM	Straight steel partition with perforated window, no access
1	N5-RS60-4	Steel shelving unit, 14" D x 60" W x 62" H
1	N5-RS96-4	Steel shelving unit, 14" D x 96" W x 62" H









## FTH-10 CONTRACTOR

Steel	148", 148" Ext.	High Roof
303 lbs	3.8 hrs	Yes

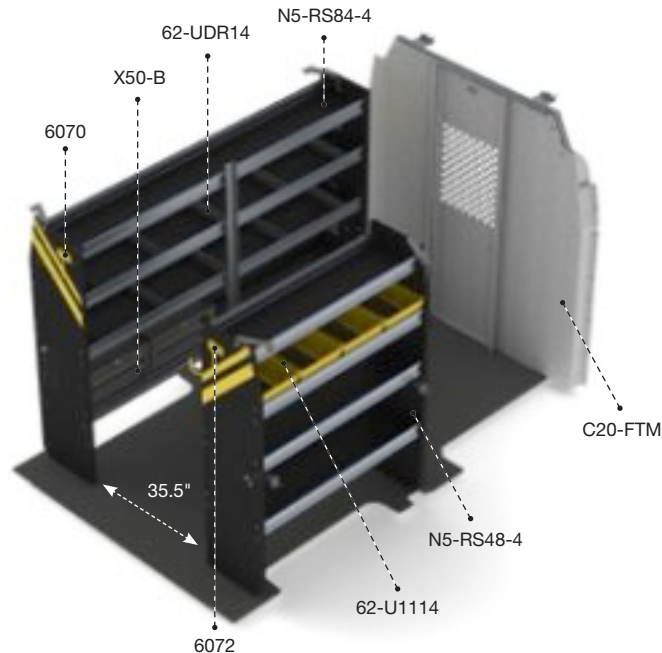
Qty	Part #	Description
1	6070	6" Hook, 3" opening, painted
1	C20-FTH	Straight steel partition with perforated window, no access
1	N5-RS60-4	Steel shelving unit, 14" D x 60" W x 62" H
1	N5-RS96-4	Steel shelving unit, 14" D x 96" W x 62" H



## FTL-16 SERVICE

 Steel	 130", 148"	 Low Roof
 273 lbs	 4.1 hrs	 Yes

Qty	Part #	Description
1	6070	6" Hook, 3" opening, painted
1	6072	8" Swivel hook, 4" opening, painted
4	62-U1114	14" Deep plastic bin
1	62-UDR12	Set of 5 dividers for a 12" shelf
1	62-UDR14	Set of 5 dividers for a 14" shelf
1	C20-FTL	Straight steel partition with perforated window, no access
1	N4-RS48-3	Steel shelving unit, 14" D x 48" W x 44.5" H
1	N4-RS84-3	Steel shelving unit, 14" D x 84" W x 44.5" H
2	X50-B	Compact 2-drawer unit

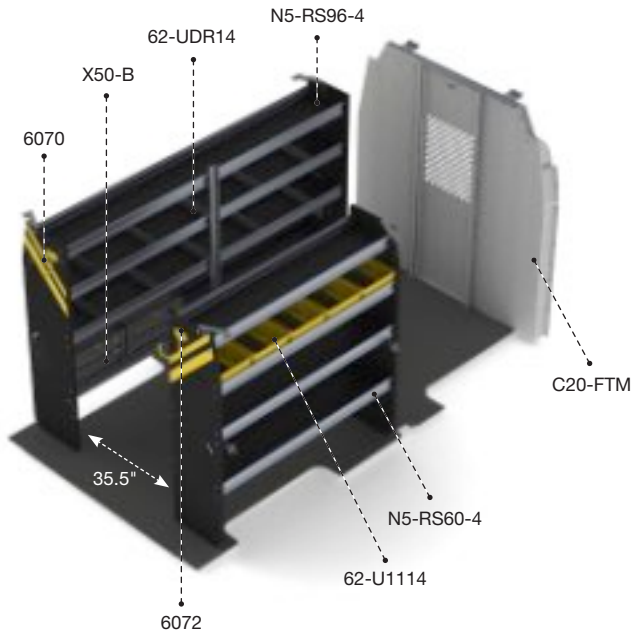


## FTR-16 SERVICE

 Steel	 130"	 Medium Roof
 336 lbs	 4.6 hrs	 Yes

Qty	Part #	Description
1	6070	6" Hook, 3" opening, painted
1	6072	8" Swivel hook, 4" opening, painted
4	62-U1114	14" Deep plastic bin
2	62-UDR14	Set of 5 dividers for a 14" shelf
1	C20-FTM	Straight steel partition with perforated window, no access
1	N5-RS48-4	Steel shelving unit, 14" D x 48" W x 62" H
1	N5-RS84-4	Steel shelving unit, 14" D x 84" W x 62" H
2	X50-B	Compact 2-drawer unit

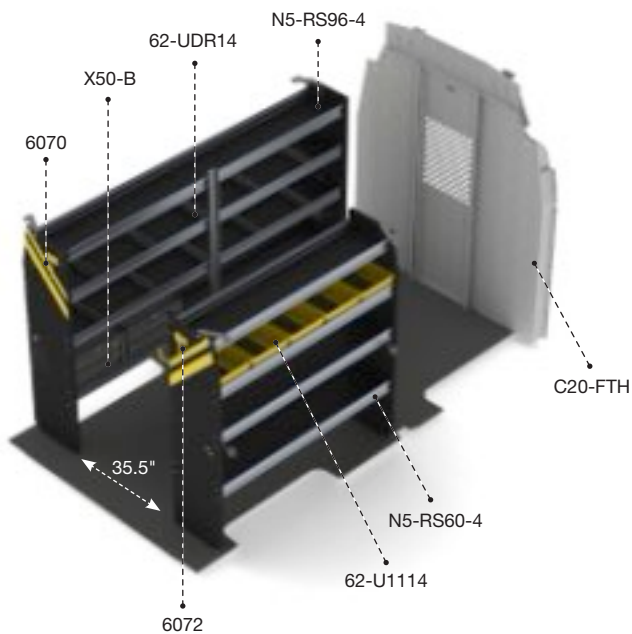




## FTM-16 SERVICE

 Steel	 148"	 Medium Roof
 358 lbs	 4.6 hrs	 Yes

Qty	Part #	Description
1	6070	6" Hook, 3" opening, painted
1	6072	8" Swivel hook, 4" opening, painted
5	62-U1114	14" Deep plastic bin
2	62-UDR14	Set of 5 dividers for a 14" shelf
1	C20-FTM	Straight steel partition with perforated window, no access
1	N5-RS60-4	Steel shelving unit, 14" D x 60" W x 62" H
1	N5-RS96-4	Steel shelving unit, 14" D x 96" W x 62" H
2	X50-B	Compact 2-drawer unit



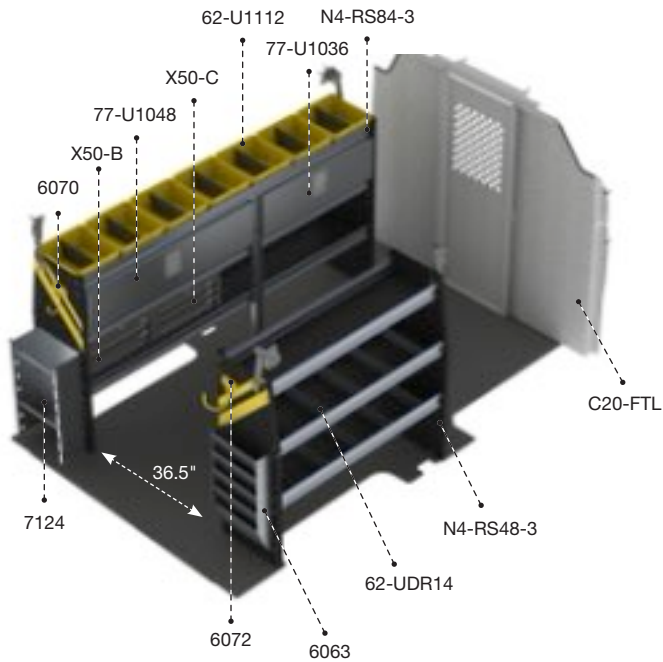
## FTH-16 SERVICE

 Steel	 148", 148" Ext.	 High Roof
 373 lbs	 4.6 hrs	 Yes







Qty	Part #	Description
1	6070	6" Hook, 3" opening, painted
1	6072	8" Swivel hook, 4" opening, painted
5	62-U1114	14" Deep plastic bin
2	62-UDR14	Set of 5 dividers for a 14" shelf
1	C20-FTH	Straight steel partition with perforated window, no access
1	N5-RS60-4	Steel shelving unit, 14" D x 60" W x 62" H
1	N5-RS96-4	Steel shelving unit, 14" D x 96" W x 62" H
2	X50-B	Compact 2-drawer unit

# ELECTRICAL


ELECTRICAL



## FTL-11 ELECTRICAL

 Steel	 130", 148"	 Low Roof
 314 lbs	 5.8 hrs	 Yes

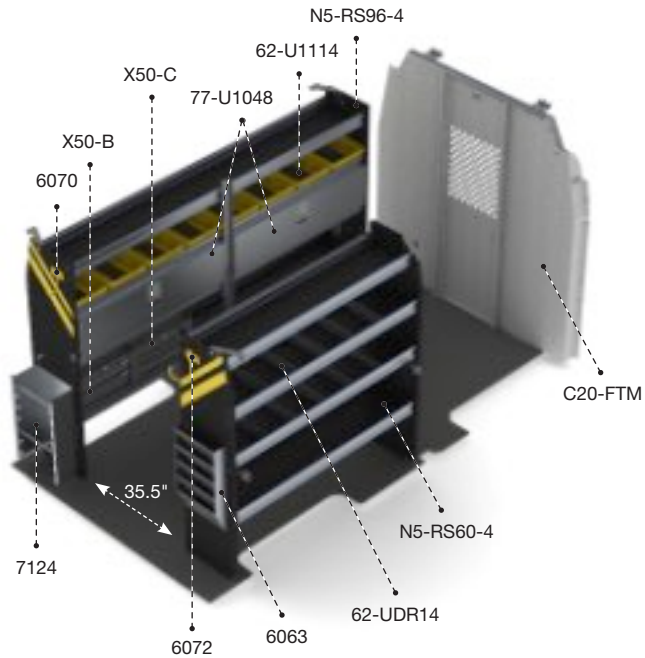
Qty	Part #	Description
1	6063	Paper holder, extra deep, 5 slots
1	6070	6" Hook, 3" opening, painted
1	6072	8" Swivel hook, 4" opening, painted
7	62-U1112	12" Deep plastic bin
2	62-UDR14	Set of 5 dividers for a 14" shelf
1	7124	Reel holder with two 5/8" diameter rods
1	77-U1036	Adjustable shelving door unit - 33" W - for 36" and 72" shelves
1	77-U1048	Adjustable shelving door unit - 45" W - for 48" and 96" shelves
1	C20-FTL	Straight steel partition with perforated window, no access
1	N4-RS48-3	Steel shelving unit, 14" D x 48" W x 44.5" H
1	N4-RS84-3	Steel shelving unit, 14" D x 84" W x 44.5" H
1	X50-B	Compact 2-drawer unit
1	X50-C	Compact 3-drawer unit



## FTR-11 ELECTRICAL






 Steel	 130"	 Medium Roof
 377 lbs	 6.3 hrs	 Yes

Qty	Part #	Description
1	6063	Paper holder, extra deep, 5 slots
1	6070	6" Hook, 3" opening, painted
1	6072	8" Swivel hook, 4" opening, painted
7	62-U1114	14" Deep plastic bin
2	62-UDR14	Set of 5 dividers for a 14" shelf
1	7124	Reel holder with two 5/8" diameter rods
1	77-U1036	Adjustable shelving door unit - 33" W - for 36" and 72" shelves
1	77-U1048	Adjustable shelving door unit - 45" W - for 48" and 96" shelves
1	C20-FTM	Straight steel partition with perforated window, no access
1	N5-RS48-4	Steel shelving unit, 14" D x 48" W x 62" H
1	N5-RS84-4	Steel shelving unit, 14" D x 84" W x 62" H
1	X50-B	Compact 2-drawer unit
1	X50-C	Compact 3-drawer unit

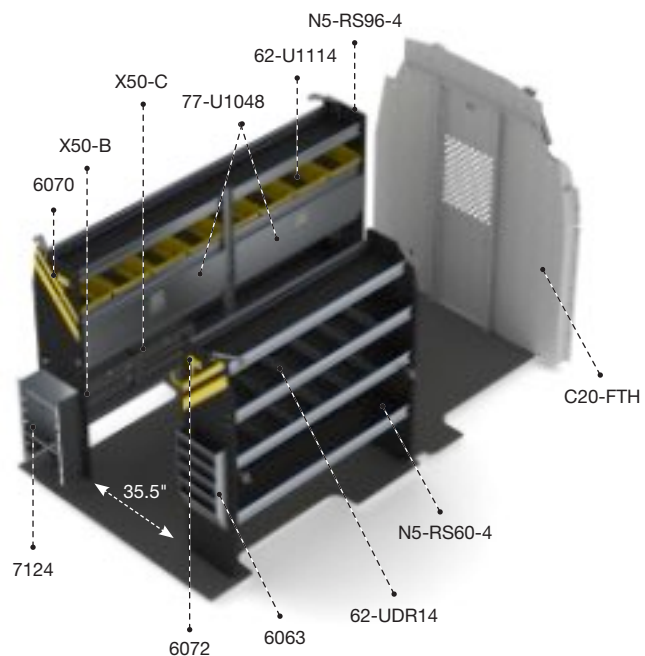


## FTM-11

### ELECTRICAL







 Steel	 148"	 Medium Roof
 401 lbs	 6.3 hrs	 Yes

Qty	Part #	Description
1	6063	Paper holder, extra deep, 5 slots
1	6070	6" Hook, 3" opening, painted
1	6072	8" Swivel hook, 4" opening, painted
8	62-U1114	14" Deep plastic bin
2	62-UDR14	Set of 5 dividers for a 14" shelf
1	7124	Reel holder with two 5/8" diameter rods
2	77-U1048	Adjustable shelving door unit - 45" W - for 48" and 96" shelves
1	C20-FTM	Straight steel partition with perforated window, no access
1	N5-RS60-4	Steel shelving unit, 14" D x 60" W x 62" H
1	N5-RS96-4	Steel shelving unit, 14" D x 96" W x 62" H
1	X50-B	Compact 2-drawer unit
1	X50-C	Compact 3-drawer unit

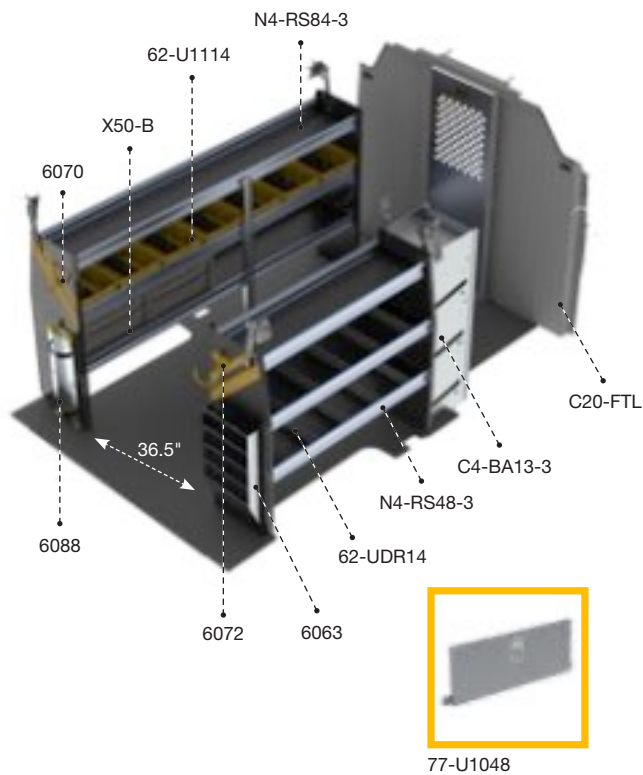


## FTH-11

### ELECTRICAL

 Steel	 148", 148" Ext.	 High Roof
 416 lbs	 6.3 hrs	 Yes

Qty	Part #	Description
1	6063	Paper holder, extra deep, 5 slots
1	6070	6" Hook, 3" opening, painted
1	6072	8" Swivel hook, 4" opening, painted
8	62-U1114	14" Deep plastic bin
2	62-UDR14	Set of 5 dividers for a 14" shelf
1	7124	Reel holder with two 5/8" diameter rods
2	77-U1048	Adjustable shelving door unit - 45" W - for 48" and 96" shelves
1	C20-FTH	Straight steel partition with perforated window, no access
1	N5-RS60-4	Steel shelving unit, 14" D x 60" W x 62" H
1	N5-RS96-4	Steel shelving unit, 14" D x 96" W x 62" H
1	X50-B	Compact 2-drawer unit
1	X50-C	Compact 3-drawer unit



## FTL-12 HVAC

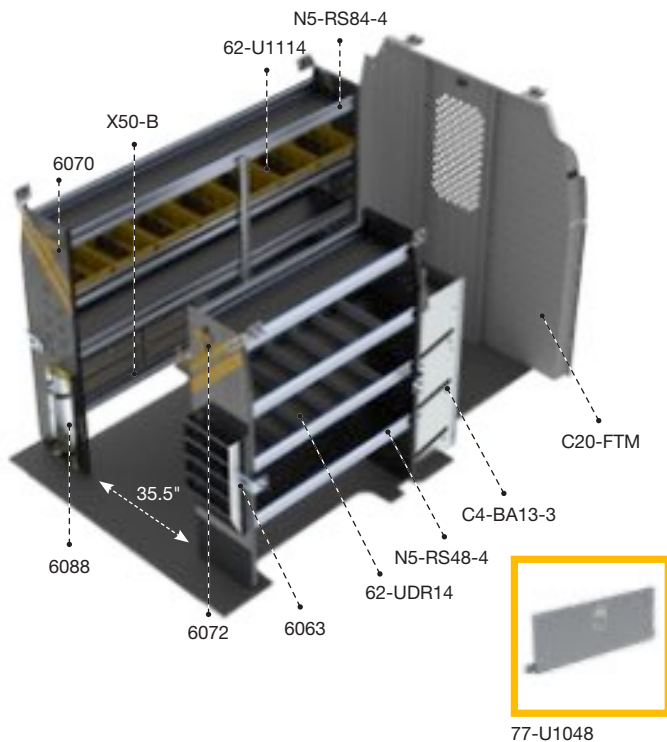
Steel	130", 148"	Low Roof
325 lbs	5.6 hrs	Yes

Qty	Part #	Description
1	<b>C4-BA13-3</b>	3 Tier refrigerant rack for large bottles
1	<b>6063</b>	Paper holder, extra deep, 5 slots
1	<b>6070</b>	6" Hook, 3" opening, painted
1	<b>6072</b>	8" Swivel hook, 4" opening, painted
1	<b>6088</b>	Large aluminum bottle holder, with two black nylon straps
7	<b>62-U1114</b>	14" Deep plastic bin
2	<b>62-UDR14</b>	Set of 5 dividers for a 14" shelf
1	<b>77-U1048</b>	Adjustable shelving door unit - 45" W - for 48" & 96" shelves
1	<b>C20-FTL</b>	Straight steel partition with perforated window, no access
1	<b>N4-RS48-3</b>	Steel shelving unit, 14" D x 48" W x 44.5" H
1	<b>N4-RS84-3</b>	Steel shelving unit, 14" D x 84" W x 44.5" H
2	<b>X50-B</b>	Compact 2-drawer unit

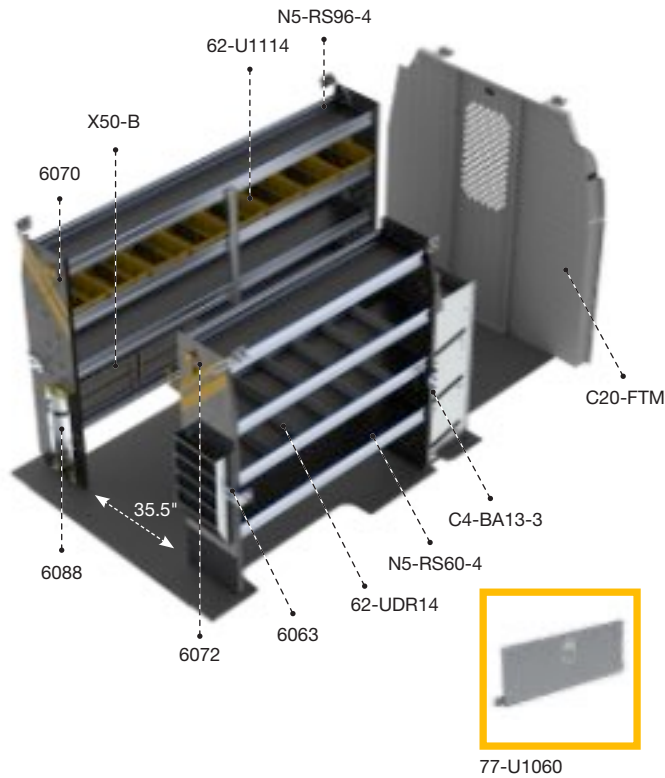
HVAC

## FTR-12 HVAC

Steel	130"	Medium Roof
387 lbs	6.1 hrs	Yes



Qty	Part #	Description
1	<b>C4-BA13-3</b>	3 Tier refrigerant rack for large bottles
1	<b>6063</b>	Paper holder, extra deep, 5 slots
1	<b>6070</b>	6" Hook, 3" opening, painted
1	<b>6072</b>	8" Swivel hook, 4" opening, painted
1	<b>6088</b>	Large aluminum bottle holder, with two black nylon straps
7	<b>62-U1114</b>	14" Deep plastic bin
2	<b>62-UDR14</b>	Set of 5 dividers for a 14" shelf
1	<b>77-U1048</b>	Adjustable shelving door unit - 45" W - for 48" & 96" shelves
1	<b>C20-FTM</b>	Straight steel partition with perforated window, no access
1	<b>N5-RS48-4</b>	Steel shelving unit, 14" D x 48" W x 62" H
1	<b>N5-RS84-4</b>	Steel shelving unit, 14" D x 84" W x 62" H
2	<b>X50-B</b>	Compact 2-drawer unit




## FTM-12 HVAC

Steel	148"	Medium Roof
411 lbs	6.1 hrs	Yes

Qty	Part #	Description
1	C4-BA13-3	3 Tier refrigerant rack for large bottles
1	6063	Paper holder, extra deep, 5 slots
1	6070	6" Hook, 3" opening, painted
1	6072	8" Swivel hook, 4" opening, painted
1	6088	Large aluminum bottle holder, with two black nylon straps
8	62-U1114	14" Deep plastic bin
2	62-UDR14	Set of 5 dividers for a 14" shelf
1	77-U1060	Adjustable shelving door unit - 57" W - for 60" shelves
1	C20-FTM	Straight steel partition with perforated window, no access
1	N5-RS60-4	Steel shelving unit, 14" D x 60" W x 62" H
1	N5-RS96-4	Steel shelving unit, 14" D x 96" W x 62" H
2	X50-B	Compact 2-drawer unit

77-U1060



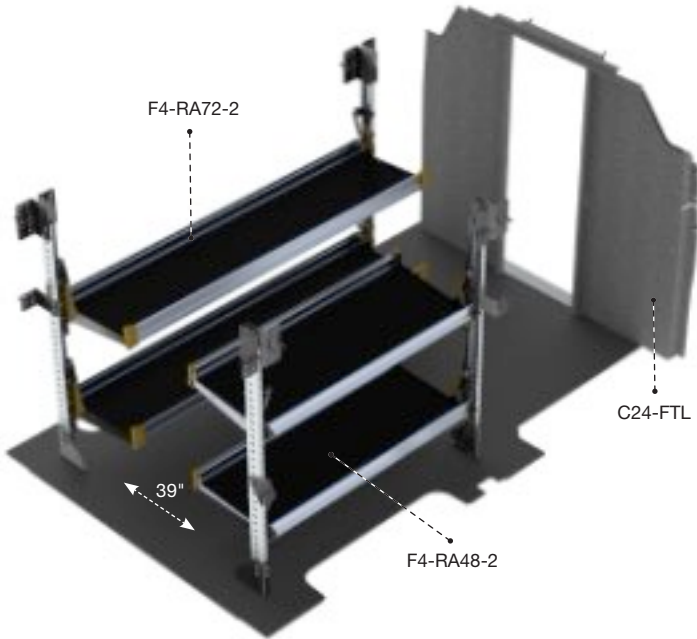
## FTH-12 HVAC

Steel	148", 148" Ext.	High Roof
426 lbs	6.1 hrs	Yes

Qty	Part #	Description
1	C4-BA13-3	3 Tier refrigerant rack for large bottles
1	6063	Paper holder, extra deep, 5 slots
1	6070	6" Hook, 3" opening, painted
1	6072	8" Swivel hook, 4" opening, painted
1	6088	Large aluminum bottle holder, with two black nylon straps
8	62-U1114	14" Deep plastic bin
2	62-UDR14	Set of 5 dividers for a 14" shelf
1	77-U1060	Adjustable shelving door unit - 57" W - for 60" shelves
1	C20-FTH	Straight steel partition with perforated window, no access
1	N5-RS60-4	Steel shelving unit, 14" D x 60" W x 62" H
1	N5-RS96-4	Steel shelving unit, 14" D x 96" W x 62" H
2	X50-B	Compact 2-drawer unit

77-U1060

# DELIVERY

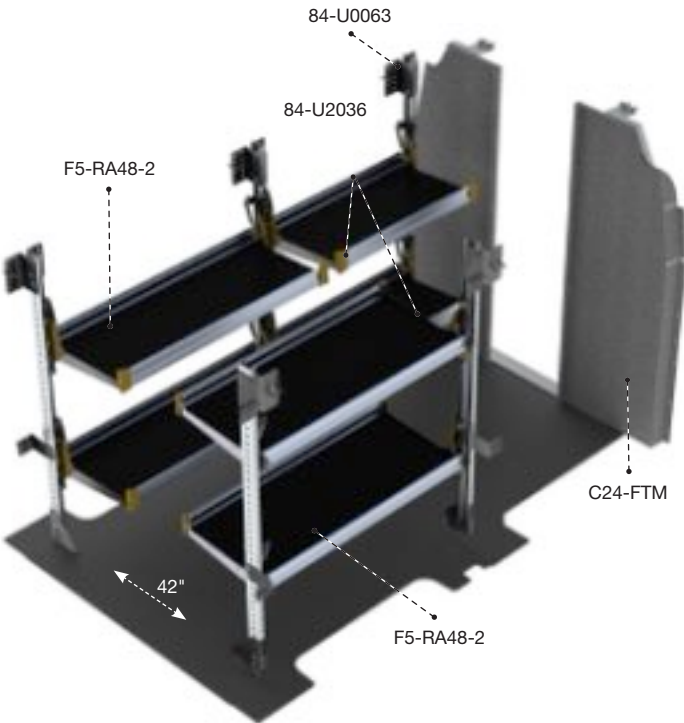


## FTL-19 DELIVERY

Aluminum	130", 148"	Low Roof
195 lbs	4.4 hrs	Yes

Qty	Part #	Description
1	<b>C24-FTL</b>	Straight walk through steel partition
1	<b>F4-RA72-2</b>	Fold-away unit, 2 levels, 22" D x 72" W x 47" H
1	<b>F4-RA48-2</b>	Fold-away unit, 2 levels, 22" D x 48" W x 47" H

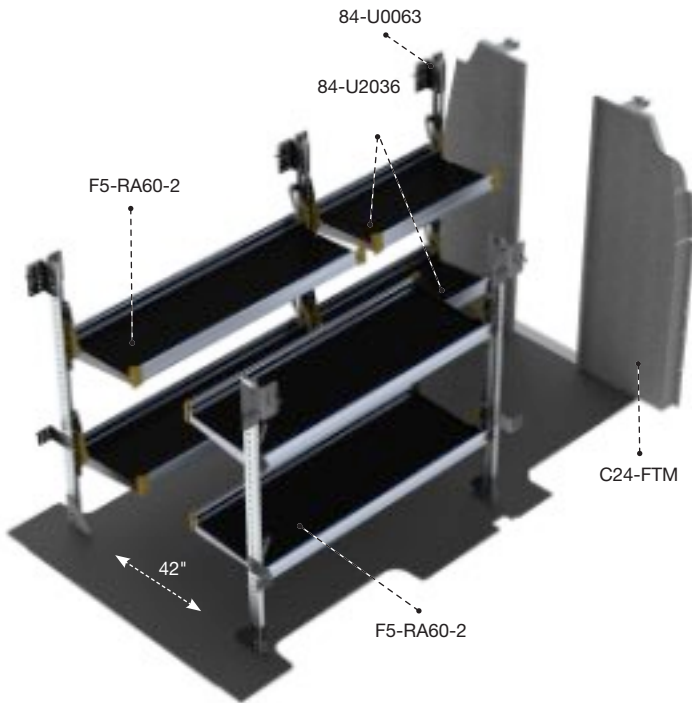
DELIVERY



## FTR-19 DELIVERY

Aluminum	130"	Medium Roof
259 lbs	5.5 hrs	Yes

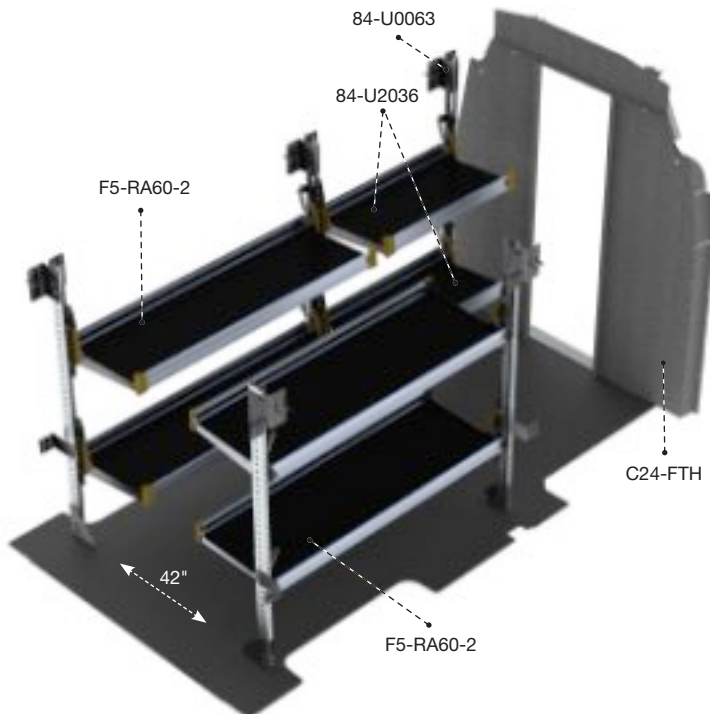
Qty	Part #	Description
1	<b>84-U0063</b>	Post assembly for fold-away shelving, 63"
2	<b>84-U2036</b>	Fold-away shelf tray, 20" D x 36" W
1	<b>C24-FTM</b>	Straight walk through steel partition
2	<b>F5-RA48-2</b>	Fold-away unit, 2 levels, 25" D x 48" W x 63" H



## FTM-19 DELIVERY

Aluminum	148"	Medium Roof
271 lbs	5.5 hrs	Yes

Qty	Part #	Description
1	<b>84-U0063</b>	Post assembly for fold-away shelving, 63"
2	<b>84-U2036</b>	Fold-away shelf tray, 20" D x 36" W
1	<b>C24-FTM</b>	Straight walk through steel partition
2	<b>F5-RA60-2</b>	Fold-away unit, 2 levels, 25" D x 60" W x 63" H

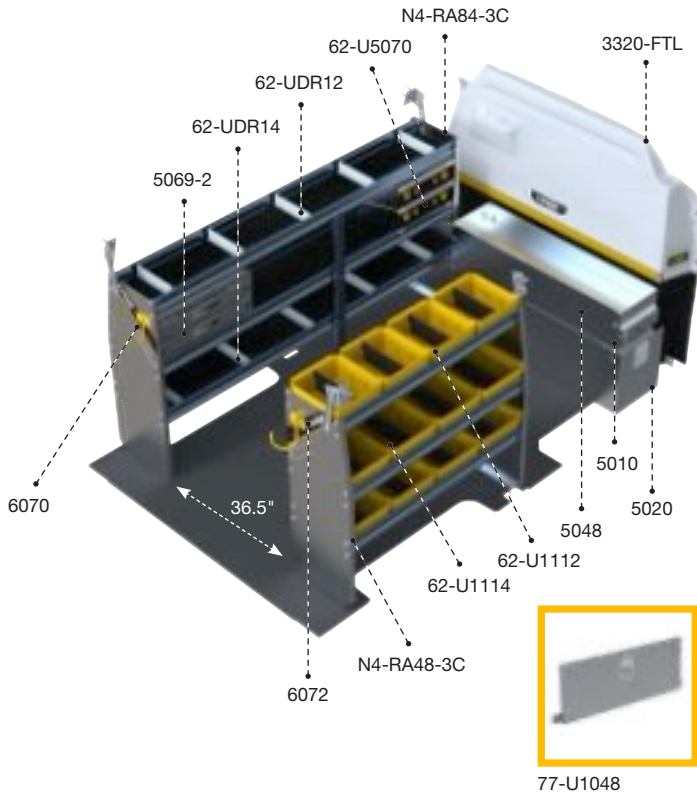


## FTH-19 DELIVERY

Aluminum	148", 148" Ext.	High Roof
277 lbs	5.5 hrs	Yes

Qty	Part #	Description
1	<b>84-U0063</b>	Post assembly for fold-away shelving, 63"
2	<b>84-U2036</b>	Fold-away shelf tray, 20" D x 36" W
1	<b>C24-FTH</b>	Straight walk through steel partition
2	<b>F5-RA60-2</b>	Fold-away unit, 2 levels, 25" D x 60" W x 63" H

# ALUMINUM

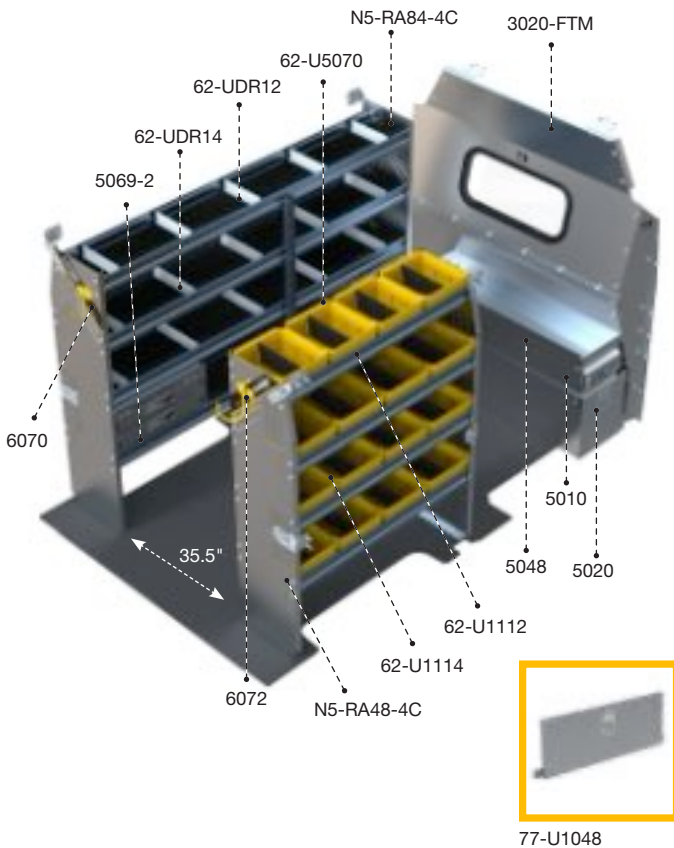


## FTL-27 ALUMINUM

	Aluminum		130", 148"		Low Roof
	342 lbs		7.3 hrs		Yes

Qty	Part #	Description
1	<b>3320-FTL</b>	Max View Countoured safety partition
1	<b>5010</b>	Partslider 48" D
1	<b>5020</b>	Tool drawer 48" D x 14" W x 16" H
1	<b>5048</b>	Top edge
1	<b>5069-2</b>	2-Drawer cabinet
2	<b>62-U5070</b>	Partskeeper carry case with holder
1	<b>6070</b>	6" Hook, 3" opening, painted
1	<b>6072</b>	8" Swivel hook, 4" opening, painted
4	<b>62-U1112</b>	12" Deep plastic bin
8	<b>62-U1114</b>	14" Deep plastic bin
1	<b>62-UDR12</b>	Set of 5 dividers for a 12" shelf
1	<b>62-UDR14</b>	Set of 5 dividers for a 14" shelf
1	<b>77-U1048</b>	Adjustable shelving door unit - 45" W - for 48" & 96" shelves
1	<b>N4-RA48-3C</b>	Composite Aluminum shelving unit, 14"D x 48" W x 44.5" H
1	<b>N4-RA84-3C</b>	Composite Aluminum shelving unit, 14"D x 84" W x 44.5" H

ALUMINUM

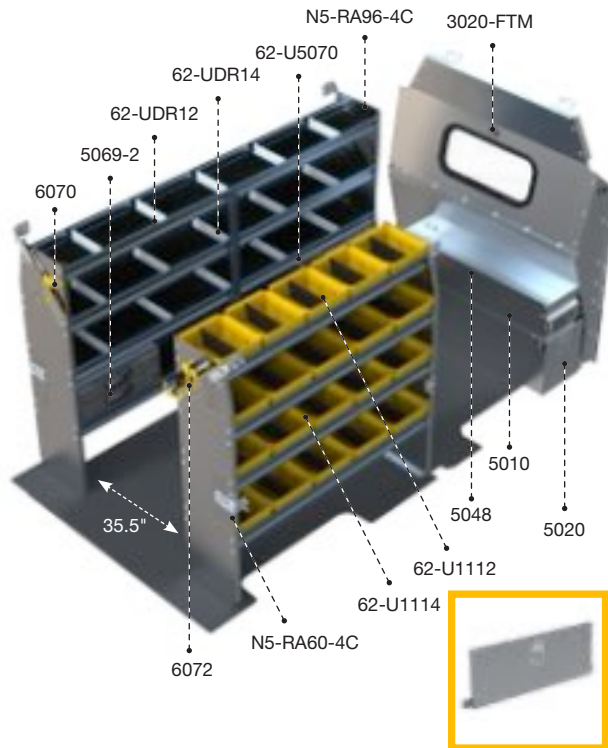


## FTR-27 ALUMINUM

	Aluminum		130"		Medium Roof
	426 lbs		7.3 hrs		Yes

Qty	Part #	Description
1	<b>3020-FTM</b>	Countoured safety partition with glass window
1	<b>5010</b>	Partslider 48" D
1	<b>5020</b>	Tool drawer 48" D x 14" W x 16" H
1	<b>5048</b>	Top edge
1	<b>5069-2</b>	2-Drawer cabinet
2	<b>62-U5070</b>	Partskeeper carry case with holder
1	<b>6070</b>	6" Hook, 3" opening, painted
1	<b>6072</b>	8" Swivel hook, 4" opening, painted
4	<b>62-U1112</b>	12" Deep plastic bin
12	<b>62-U1114</b>	14" Deep plastic bin
1	<b>62-UDR12</b>	Set of 5 dividers for a 12" shelf
2	<b>62-UDR14</b>	Set of 5 dividers for a 14" shelf
1	<b>77-U1048</b>	Adjustable shelving door unit - 45" W - for 48" & 96" shelves
1	<b>N5-RA48-4C</b>	Composite Aluminum shelving unit, 14"D x 48" W x 62"H
1	<b>N5-RA84-4C</b>	Composite Aluminum shelving unit, 14"D x 84" W x 62"H



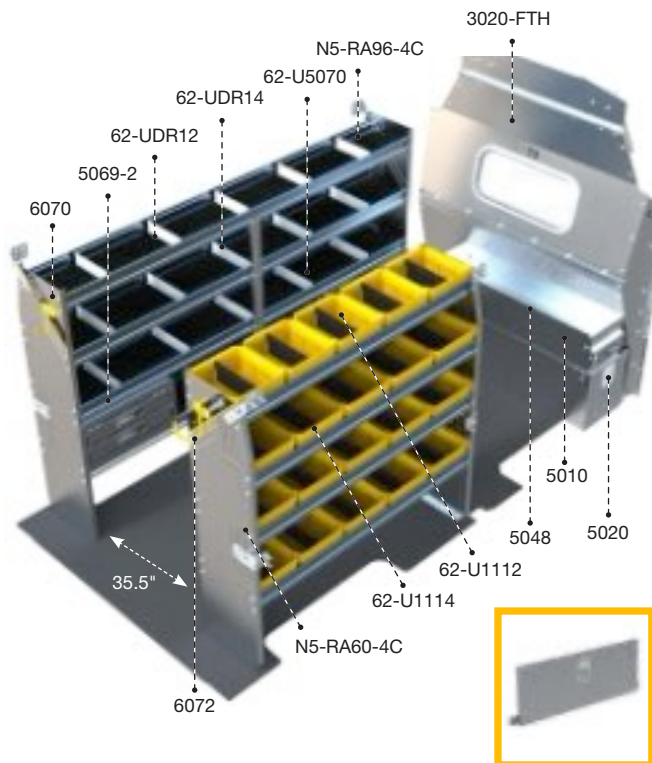


77-U1060

## FTM-27 ALUMINUM

■ Aluminum	🚚 148"	🚚 Medium Roof
📦 449 lbs	🕒 7.3 hrs	🛡️ Yes

Qty	Part #	Description
1	<b>3020-FTM</b>	Countoured safety partition with glass window
1	<b>5010</b>	Partslider 48" D
1	<b>5020</b>	Tool drawer 48" D x 14" W x 16" H
1	<b>5048</b>	Top edge
1	<b>5069-2</b>	2-Drawer cabinet
2	<b>62-U5070</b>	Partskeeper cabinets
1	<b>6070</b>	6" Hook, 3" opening, painted
1	<b>6072</b>	8" Swivel hook, 4" opening, painted
5	<b>62-U1112</b>	12" Deep plastic bin
15	<b>62-U1114</b>	14" Deep plastic bin
1	<b>62-UDR12</b>	Set of 5 dividers for a 12" shelf
2	<b>62-UDR14</b>	Set of 5 dividers for a 14" shelf
1	<b>77-U1060</b>	Adjustable shelving door unit - 57" W - for 60" shelves
1	<b>N5-RA60-4C</b>	Composite Aluminum shelving unit, 14"D x 60" W x 62"H
1	<b>N5-RA96-4C</b>	Composite Aluminum shelving unit, 14"D x 96" W x 62"H



77-U1060

## FTH-27 ALUMINUM

■ Aluminum	🚚 148", 148" Ext.	🚚 High Roof
📦 454 lbs	🕒 7.3 hrs	🛡️ Yes

Qty	Part #	Description
1	<b>3020-FTH</b>	Countoured safety partition with glass window
1	<b>5010</b>	Partslider 48" D
1	<b>5020</b>	Tool drawer 48" D x 14" W x 16" H
1	<b>5048</b>	Top edge
1	<b>5069-2</b>	2-Drawer cabinet
2	<b>62-U5070</b>	Partskeeper cabinets
1	<b>6070</b>	6" Hook, 3" opening, painted
1	<b>6072</b>	8" Swivel hook, 4" opening, painted
5	<b>62-U1112</b>	12" Deep plastic bin
15	<b>62-U1114</b>	14" Deep plastic bin
1	<b>62-UDR12</b>	Set of 5 dividers for a 12" shelf
2	<b>62-UDR14</b>	Set of 5 dividers for a 14" shelf
1	<b>77-U1060</b>	Adjustable shelving door unit - 57" W - for 60" shelves
1	<b>N5-RA60-4C</b>	Composite Aluminum shelving unit, 14"D x 60" W x 62"H
1	<b>N5-RA96-4C</b>	Composite Aluminum shelving unit, 14"D x 96" W x 62"H

# FLOORS & DRAWERS

## E-FLOORS

Easy. Efficient. EV Ready. Compatible with both electric and gas powered vehicles.



### 6541-FTS

Ford Transit E-Floor for the 130" Wheelbase




### 6541-FTL

Ford Transit E-Floor for the 148" Wheelbase



### 6541-FTX

Ford Transit E-Floor for the 148" Extended Wheelbase



## DRAWERS

Increase storage and organization with Ranger Design's line of drawer units.



### 5010

Partslider drawer



### 5020

Tool drawer 48"D x 14"W x 16"H



### 5048

Top edge, for 5010 Partslider



**TOOL DRAWER TIP:** Stack these drawers for maximum efficiency

# STORAGE UNITS

Ergonomic storage solutions for the cargo space in your vehicle.



**62-U5079**

Partskeeper carry case



**C2-PA18-4**

Aluminum Partskeeper cabinet with 4 carry cases



**C4-PA18-8**

Aluminum Partskeeper cabinet with 8 carry cases



**C5-PA18-8**

Aluminum Partskeeper cabinet with 8 carry cases and 2 shelves



**N4-PS20-8**

Steel Partskeeper cabinet with 8 carry cases



**N5-LS16-1**

Steel locker with top shelf and 2 hooks



**S3-WA48-0**

Workbench, with hardwood top, one end panel, drawer cabinet not included

Compatible cabinets  
5060-5, 5060-6, 5060-8



**S3-WA48-1**

Workbench, aluminum with hardwood top, 1 shelf tray



**N5-PS20-8**

Steel Partskeeper cabinet with 8 carry cases and 2 shelves

# ACCESSORIES

## ACCESSORIES

Choose the finishing details to tailor the upfit to your specific needs.

### CARGO HOLDERS

Increase organization by giving a specific spot to store your equipment. Instead of being loose on the floor, your reels, cans etc. can be secured within easy reach from the door.




**7124**  
Reel Holder with two 5/8" diameter rods



**6057**  
Can Holder



**6068**  
Hard Hat Holder, painted wire



**6063**  
Paper Holder, extra deep, 5 slots

### STORAGE HOOKS

Keep frequently used items such as hats, vests and extension cords hanging within easy reach while on the road.



**6070**  
6" Hook, 3" opening, painted



**6071**  
Triple 6" Hook, 3" opening, painted



**6073**  
Large aluminum movable Hook, 6.5" opening

## MAX STEP

Climbing in and out of your van several times a day can put a strain on your legs and back. The Max Step gives tradespeople quick and easy access to their cargo space.



**6550-FT**  
Max Step

## SEAT COVERS

Protect your vehicle seats with a set of water & stain-resistant seat covers that will keep your cab looking clean and new. There is also no interference with factory seat functions including heating, cooling or airbag deployment.



**6255**  
Seat Cover Set

## LED LIGHTING

Keeps the cargo space bright, making visibility easy, no matter what time of day or night. Eliminate any chance of injury when searching through your tools in the dark.



**6092-42**  
Universal LED light kit for vans  
(12V DC / 1200 Lm / 10W)

## GRAB HANDLE

It is always useful to have something to hold onto when climbing into your van. Grab handles can also be used to tie down extra cargo during transport.



**6093-27**  
Large grab handle

## WINDOW GRILLS

Protect your van against theft and prevent damage to the van during loading or unloading, with Ranger Design's window grills.



**6121**  
Set of 2 rear window grills  
for medium and high roof



**6123**  
Window grill, passenger  
side sliding door

SCAN AND VISIT  
OUR WEBSITE  
TO VIEW MORE  
ACCESSORIES



# LADDER RACKS

## LADDER RACKS

Increase efficiency and safety with the right roof rack for the job.



Cargo+ Rack

### Aluminum

PART			
1506-FTR	130"	Low, Medium	-
1506-FTL	148"	Low, Medium, High	-
1506-FTX	148" Ext.	High	-



Combination Rack - 2 bar

### Aluminum

PART			
1625-FTR	130"	Low, Medium	32 ft
1625-FTL	148", 148" Ext.	Low, Medium, High	32 ft



Max Rack Low Roof

### Aluminum

PART			
1840-FTR – Single	130"	Low	32 ft
1840-FTL – Single	148", 148" Ext.	Low	32 ft
1850-FTR – Double	130"	Low	32 ft
1850-FTL – Double	148", 148" Ext.	Low	32 ft



Max Rack

### Aluminum

PART			
1870-FTR – Single	130"	Medium	32 ft
1870-FTL – Single	148", 148" Ext.	Medium, High	32 ft
1880-FTR – Double	130"	Medium	32 ft
1880-FTL – Double	148", 148" Ext.	Medium, High	32 ft



Cargo Rack

### Aluminum

PART			
1605-FTR	130"	Low, Medium	-
1605-FTL	148", 148" Ext.	Low, Medium, High	-
1605-FTR3 – 3 Bar	130"	Low, Medium	-
1605-FTL3 – 3 Bar	148", 148" Ext.	Low, Medium, High	-



Double Clamp Rack

### Aluminum

PART			
1630-FTR	130"	Low, Medium	32 ft
1630-FTL	148", 148" Ext.	Low, Medium, High	32 ft
1630-FTR3 – 3 Bar	130"	Low, Medium	32 ft
1630-FTL3 – 3 Bar	148", 148" Ext.	Low, Medium, High	32 ft



Access Stow

### Aluminum

PART			
1920-FTR – Single	130"	Medium	32 ft
1920-FTL – Single	148", 148" Ext.	Medium, High	32 ft
1930-FTR – Double	130"	Medium	32 ft
1930-FTL – Double	148", 148" Ext.	Medium, High	32 ft

VISIT OUR WEBSITE  
FOR OUR FULL-LINE  
OF LADDER RACKS



# TURN-KEY FLEET SERVICES



## Ship Through or Local Installation Across North America for all Types of Cargo Vans

We are pleased to offer an efficient, personalized service to answer all questions regarding:

### 1. Analysis

- › Cargo Needs Analysis
- › Custom 3D CAD Layouts
- › Hands-on Equipment Demo

### 2. Testing

- › Test Fitting
- › Pilot Build and Review
- › Package Optimization based on Technician Feedback

### 3. Delivery

- › Delivery, Production, Installation Planning and Scheduling
- › Vehicle Status Tracking

### 4. Service

- › Dedicated Fleet Account Management Team
- › Distributor Service Support Network
- › Live Customer Service



**MAXIMIZE CARGO CAPACITY &  
VEHICLE PERFORMANCE WITH  
ORGANIZED STORAGE SYSTEMS**

When you want the perfect upfit solution for your work vehicle, turn to Ranger Design. Crash-tested for toughness, Ranger Design's shelving and upfits will take whatever abuse you can dish out. Their unsurpassed craftsmanship, combined with ideal fit and finish, provide a quiet ride with no rattles.



**CONTACT US**

[cs@rangerdesign.com](mailto:cs@rangerdesign.com)

1-800-565-5321

[rangerdesign.com](http://rangerdesign.com)

