

GMC/CHEVROLET
SAVANA/EXPRESS
2024



UPFIT GUIDE





HELPING MOBILE TECHNICIANS WORK MORE EFFECTIVELY BY PROVIDING ORGANIZED STORAGE SOLUTIONS

**AT RANGER DESIGN,
WE BELIEVE MORE IS POSSIBLE.**





We believe work vehicles and the technicians who drive them can become more organized, efficient, productive, and profitable. At Ranger Design, we are committed to providing you with the products and services that make this possible.

More means helping you choose the right work van for your application, as well as giving you engineering support and expert advice to help design the most efficient work space in your new vehicle.

More also means getting that new van outfitted and on the road faster, so you can start using it for the reason you bought it.

We're committed to bringing you more, because we believe more is possible.



 <p>CONTRACTOR P. 6</p>	 <p>SERVICE P. 7</p>	 <p>ELECTRICAL P. 8</p>
 <p>HVAC P. 9</p>	 <p>DELIVERY P. 10</p>	 <p>ALUMINUM P. 11</p>
 <p>FLOORS AND STORAGE P. 12</p>	 <p>ACCESSORIES P. 14</p>	 <p>LADDER RACKS P. 16</p>

Large Distributor Network Across the Continent

Buy

Ranger Design Quickship service is available through your local distributor. rangerdesign.com/find-distributor

Lead Time

Quickship orders placed before 1PM EST, will ship from our factory in the next business day.



All products with this symbol are available on Quickship

HOW TO USE THE LAYOUT GUIDE

INSIDE ROOF HEIGHT

To determine the maximum shelf height that can be used in the van.

PARTITION DEPTH

This indicates the space taken up by our partition for this vehicle. Please note that this measurement is determined by the partition that encroaches the most. Some partitions may take up less space. Take note that this measurement may not necessarily be on the floor.

DOOR OPENING

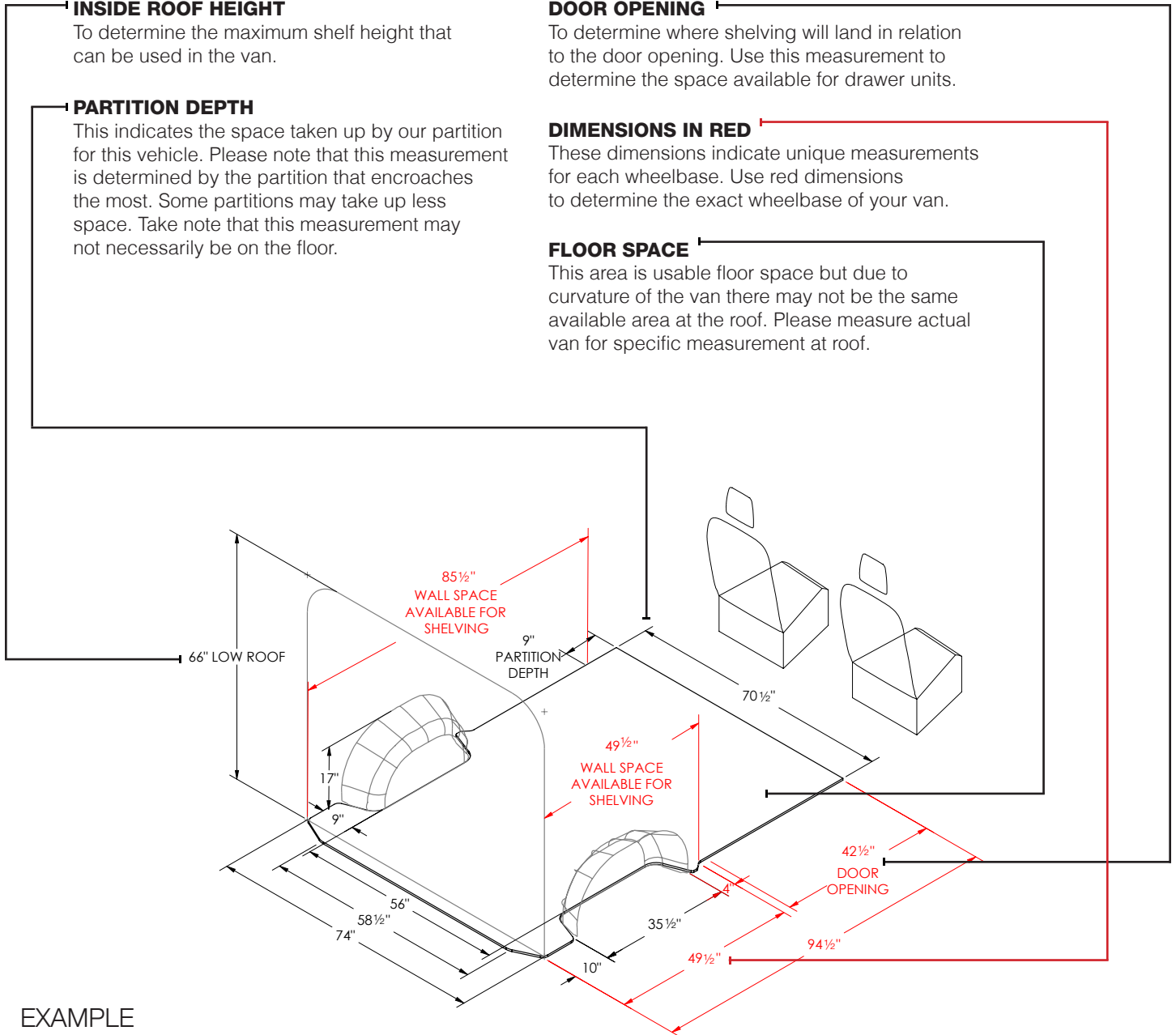
To determine where shelving will land in relation to the door opening. Use this measurement to determine the space available for drawer units.

DIMENSIONS IN RED

These dimensions indicate unique measurements for each wheelbase. Use red dimensions to determine the exact wheelbase of your van.

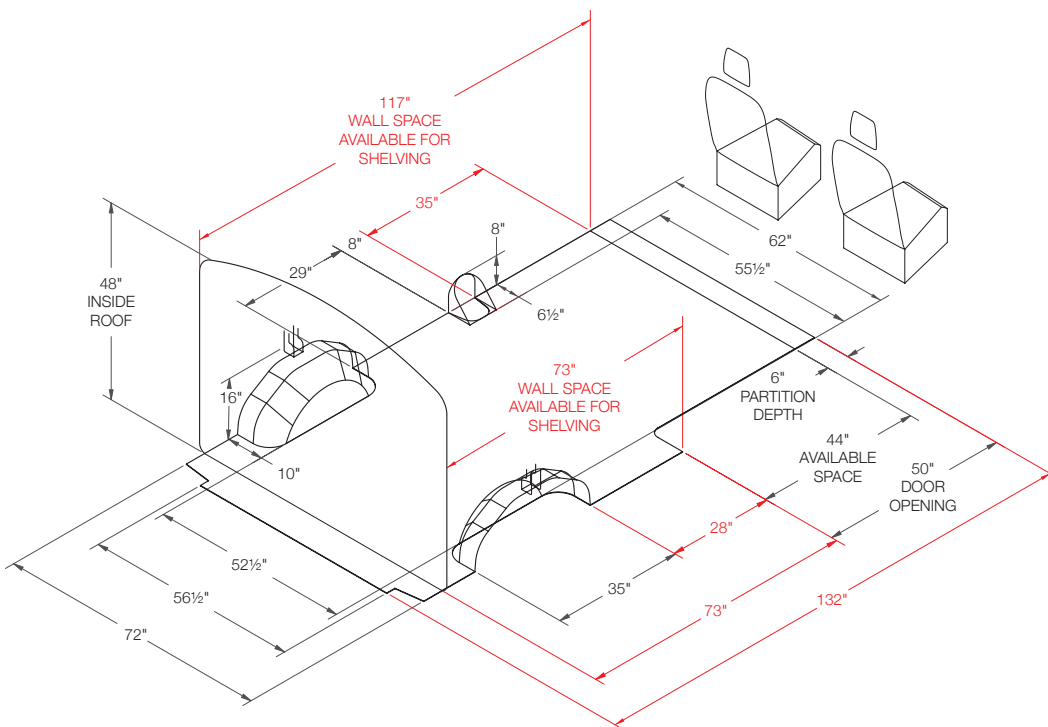
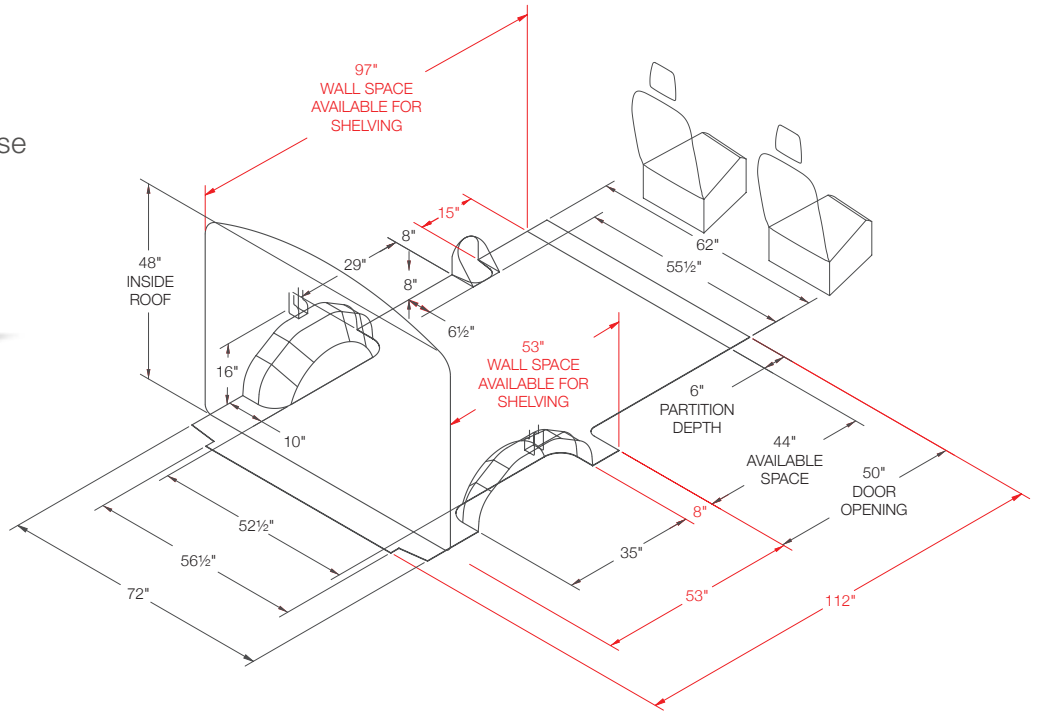
FLOOR SPACE

This area is usable floor space but due to curvature of the van there may not be the same available area at the roof. Please measure actual van for specific measurement at roof.



EXAMPLE LAYOUT GUIDE

**GMC/CHEVROLET
SAVANA/EXPRESS**
Regular 135" Wheelbase

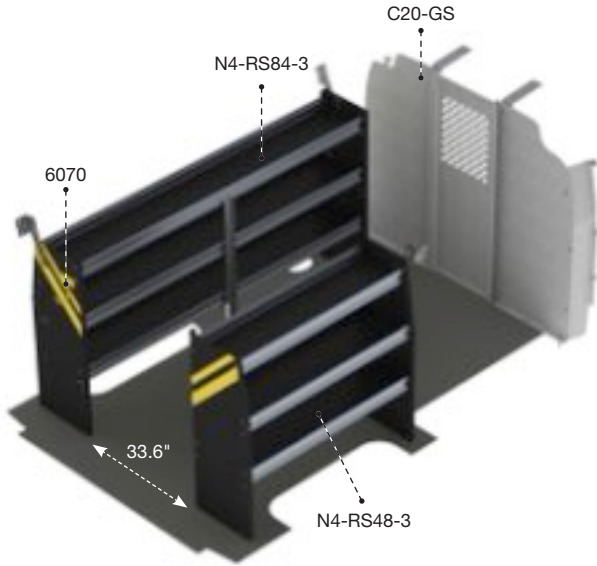


**GMC/CHEVROLET
SAVANA/EXPRESS**
Extended 155" Wheelbase









CONTRACTOR

CONTRACTOR

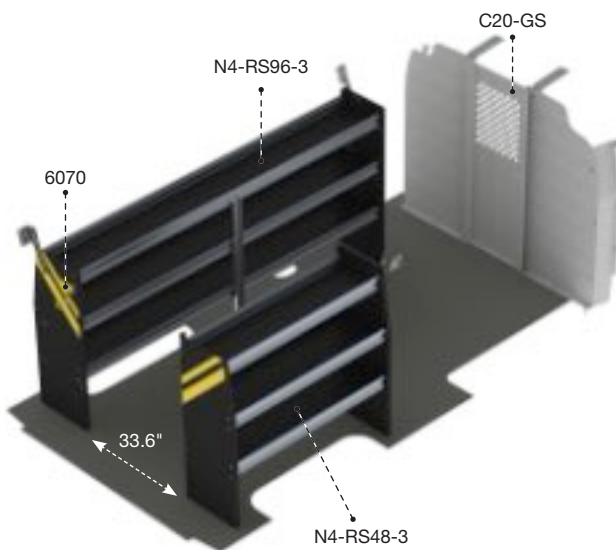


GSR-10 CONTRACTOR

 Steel	 135"	 Standard
 203 lbs	 3.8 hrs	 Yes

Qty	Part	Description
1	6070	6" Hook, 3" opening, painted
1	C20-GS	Straight steel partition with perforated window, no access
1	N4-RS48-3	Steel shelving unit, 14" D x 48" W x 44.5" H
1	N4-RS84-3	Steel shelving unit, 14" D x 84" W x 44.5" H

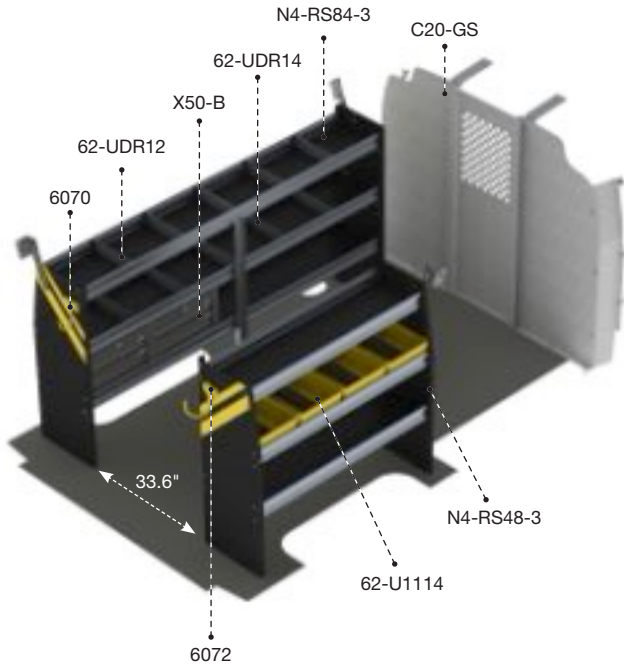
VISIT
RANGERDESIGN.COM
TO VIEW OUR
SAFETY PARTITIONS:









GSL-10 CONTRACTOR

 Steel	 155"	 Standard
 211 lbs	 3.8 hrs	 Yes

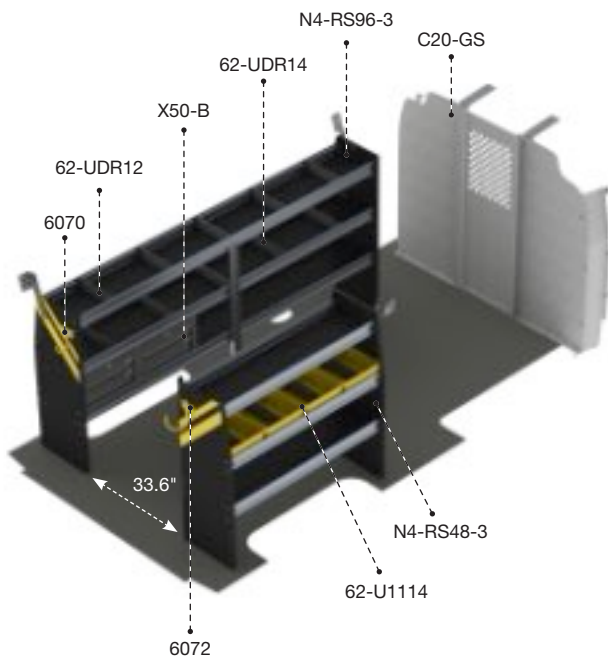
Qty	Part	Description
1	6070	6" Hook, 3" opening, painted
1	C20-GS	Straight steel partition with perforated window, no access
1	N4-RS48-3	Steel shelving unit, 14" D x 48" W x 44.5" H
1	N4-RS96-3	Steel shelving unit, 14" D x 96" W x 44.5" H





GSR-16 SERVICE

 Steel	 135"	 Standard
 270 lbs	 4.6 hrs	 Yes

Qty	Part	Description
1	6070	6" Hook, 3" opening, painted
1	6072	8" Swivel hook, 4" opening, painted
4	62-U1114	14" deep plastic bin
1	62-UDR12	Set of 5 dividers for a 12" Shelf
1	62-UDR14	Set of 5 dividers for a 14" Shelf
1	C20-GS	Straight steel partition with perforated window, no access
1	N4-RS48-3	Steel shelving unit, 14" D x 48" W x 44.5" H
1	N4-RS84-3	Steel shelving unit, 14" D x 84" W x 44.5" H
2	X50-B	Compact 2-drawer unit



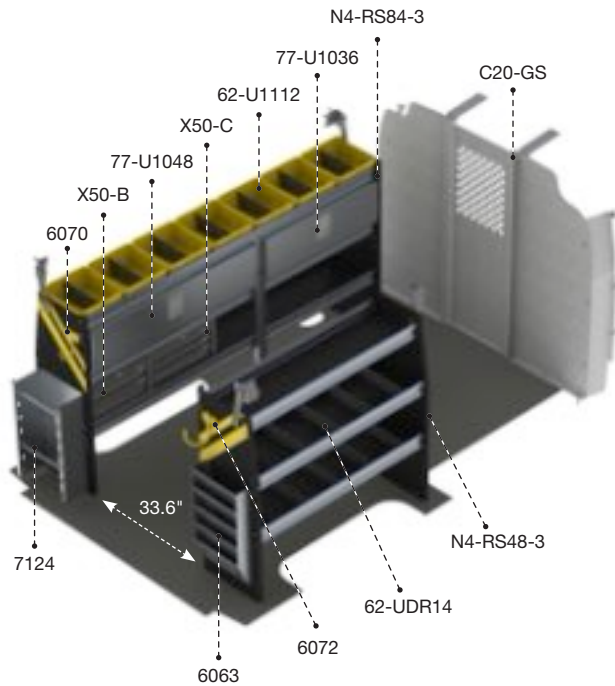
GSL-16 SERVICE

 Steel	 155"	 Standard
 278 lbs	 4.6 hrs	 Yes







Qty	Part	Description
1	6070	6" Hook, 3" opening, painted
1	6072	8" Swivel hook, 4" opening, painted
4	62-U1114	14" deep plastic bin
1	62-UDR12	Set of 5 dividers for a 12" Shelf
1	62-UDR14	Set of 5 dividers for a 14" Shelf
1	C20-GS	Straight steel partition with perforated window, no access
1	N4-RS48-3	Steel shelving unit, 14" D x 48" W x 44.5" H
1	N4-RS96-3	Steel shelving unit, 14" D x 96" W x 44.5" H
2	X50-B	Compact 2-drawer unit

ELECTRICAL

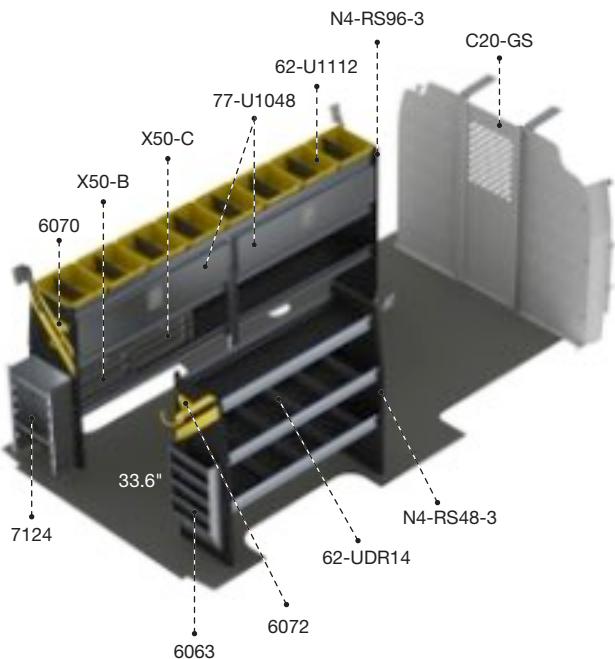
ELECTRICAL





GSR-11 ELECTRICAL

 Steel	 135"	 Standard
 311 lbs	 6.3 hrs	 Yes

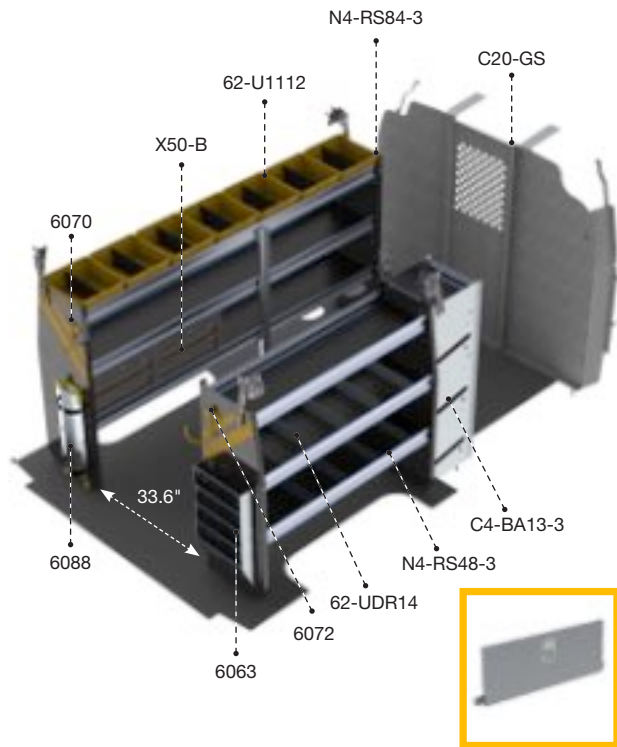
Qty	Part	Description
1	6063	Paper holder, extra deep, 5 slots
1	6070	6" Hook, 3" opening, painted
1	6072	8" Swivel hook, 4" opening, painted
1	7124	Reel holder with two 5/8" diameter rods
7	62-U1112	12" deep plastic bin
2	62-UDR14	Set of 5 dividers for a 14" Shelf
1	77-U1036	Adjustable shelving door unit - 33" W - for 36" & 72" shelves
1	77-U1048	Adjustable shelving door unit - 45" W - for 48" & 96" shelves
1	C20-GS	Straight steel partition with perforated window, no access
1	N4-RS48-3	Steel shelving unit, 14" D x 48" W x 44.5" H
1	N4-RS84-3	Steel shelving unit, 14" D x 84" W x 44.5" H
1	X50-B	Compact 2-drawer unit
1	X50-C	Compact 3-drawer unit



GSL-11 ELECTRICAL

 Steel	 155"	 Standard
 322 lbs	 6.3 hrs	 Yes

Qty	Part	Description
1	6063	Paper holder, extra deep, 5 slots
1	6070	6" Hook, 3" opening, painted
1	6072	8" Swivel hook, 4" opening, painted
1	7124	Reel holder with two 5/8" diameter rods
8	62-U1112	12" deep plastic bin
2	62-UDR14	Set of 5 dividers for a 14" Shelf
2	77-U1048	Adjustable shelving door unit - 45" W - for 48" & 96" shelves
1	C20-GS	Straight steel partition with perforated window, no access
1	N4-RS48-3	Steel shelving unit, 14" D x 48" W x 44.5" H
1	N4-RS96-3	Steel shelving unit, 14" D x 96" W x 44.5" H
1	X50-B	Compact 2-drawer unit
1	X50-C	Compact 3-drawer unit



GSR-12

HVAC

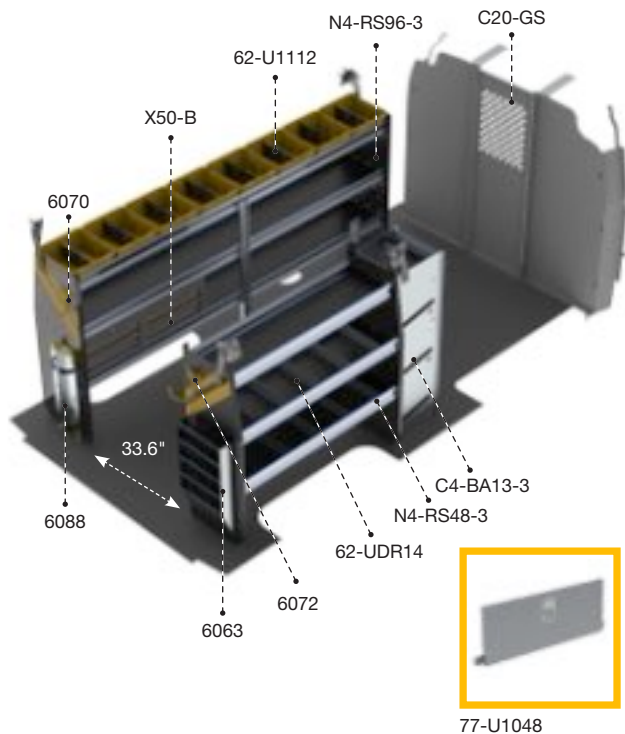
Steel	135"	Standard
320 lbs	6.1 hrs	Yes

Qty	Part	Description
1	C4-BA13-3	3 Tier refrigerant rack for large bottles
1	6063	Paper holder, extra deep, 5 slots
1	6070	6" Hook, 3" opening, painted
1	6072	8" Swivel hook, 4" opening, painted
1	6088	Large aluminum bottle holder, with two black nylon straps
7	62-U1112	12" deep plastic bin
2	62-UDR14	Set of 5 dividers for a 14" Shelf
1	77-U1048	Adjustable shelving door unit - 45" W - for 48" & 96" shelves
1	C20-GS	Straight steel partition with perforated window, no access
1	N4-RS48-3	Steel shelving unit, 14" D x 48" W x 44.5" H
1	N4-RS84-3	Steel shelving unit, 14" D x 84" W x 44.5" H
2	X50-B	Compact 2-drawer unit

GSL-12

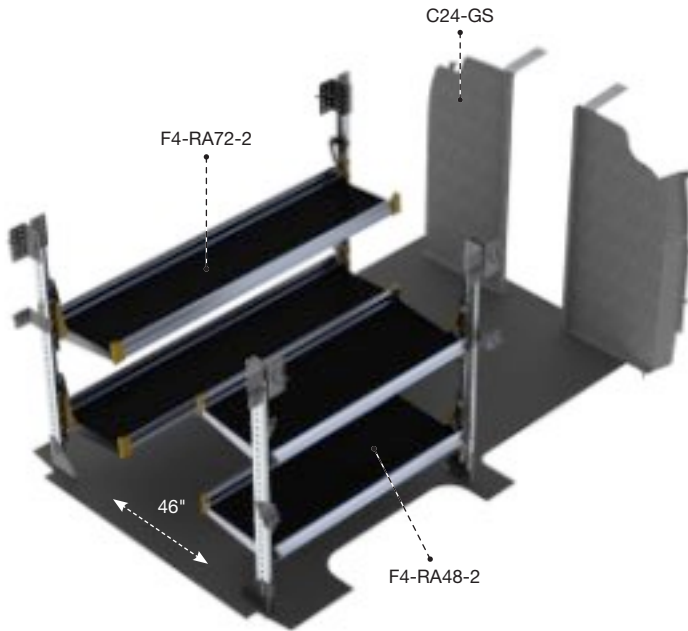
HVAC

Steel	155"	Standard
330 lbs	6.1 hrs	Yes



Qty	Part	Description
1	C4-BA13-3	3 Tier refrigerant rack for large bottles
1	6063	Paper holder, extra deep, 5 slots
1	6070	6" Hook, 3" opening, painted
1	6072	8" Swivel hook, 4" opening, painted
1	6088	Large aluminum bottle holder, with two black nylon straps
8	62-U1112	12" deep plastic bin
2	62-UDR14	Set of 5 dividers for a 14" Shelf
1	77-U1048	Adjustable shelving door unit - 45" W - for 48" & 96" shelves
1	C20-GS	Straight steel partition with perforated window, no access
1	N4-RS48-3	Steel shelving unit, 14" D x 48" W x 44.5" H
1	N4-RS96-3	Steel shelving unit, 14" D x 96" W x 44.5" H
2	X50-B	Compact 2-drawer unit

DELIVERY

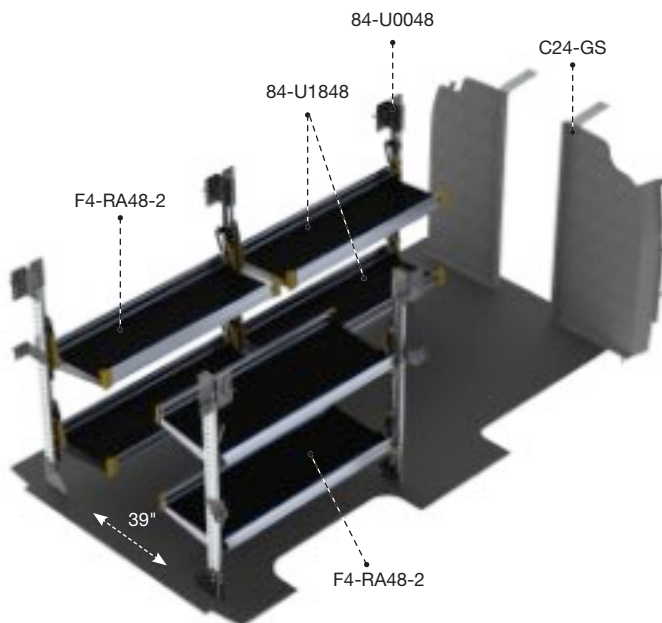


GSR-19 DELIVERY

Aluminum	135"	Standard
195 lbs	4.2 hrs	Yes

Qty	Part	Description
1	C24-GS	Straight walk through steel partition
1	F4-RA72-2	Fold-away unit, 2 levels, 22" D x 72" W x 47" H
1	F4-RA48-2	Fold-away unit, 2 levels, 22" D x 48" W x 47" H

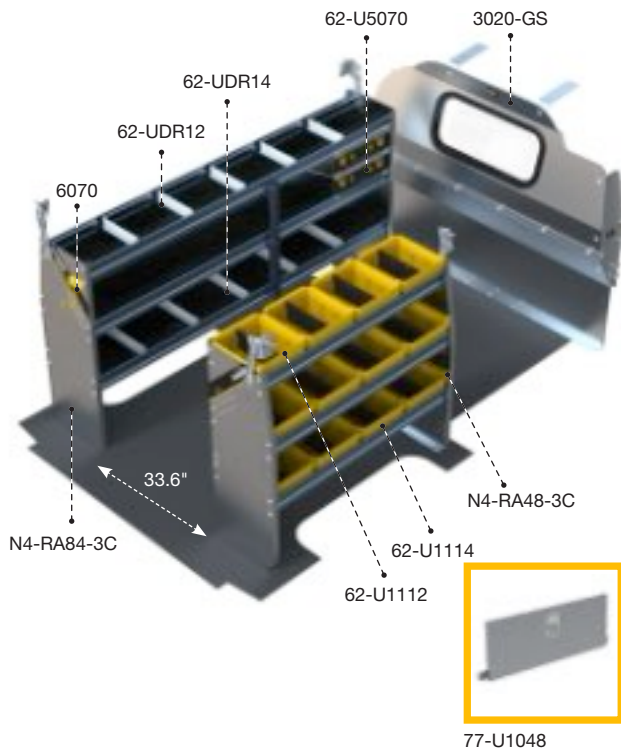
DELIVERY



GSL-19 DELIVERY

Aluminum	155"	Standard
239 lbs	5.3 hrs	Yes

Qty	Part	Description
1	84-U0048	Post assembly for fold-away shelving, 48"
2	84-U1848	Fold-away shelf tray, 18" D x 48" W
1	C24-GS	Straight walk through steel partition
2	F4-RA48-2	Fold-away unit, 2 levels, 22" D x 48" W x 47" H



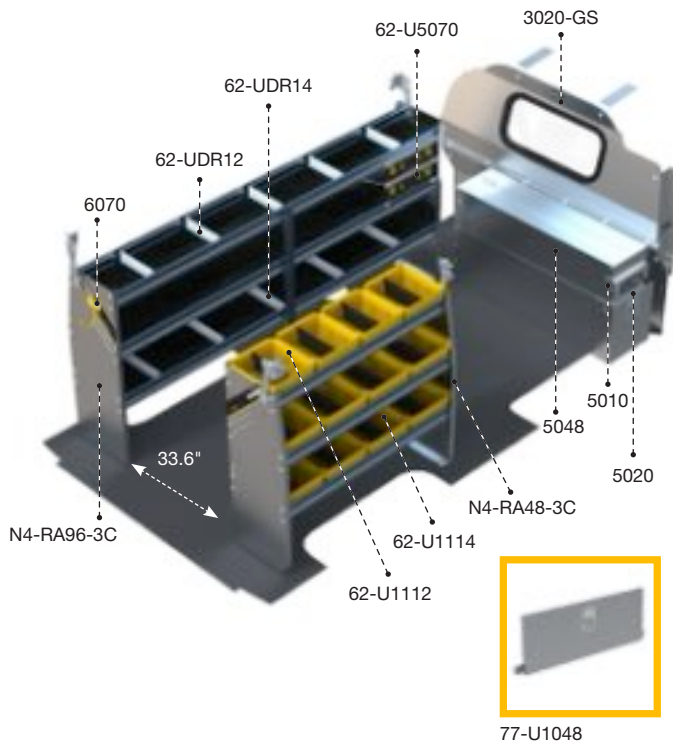
GSR-27 ALUMINUM

■ Aluminum	🚚 135"	🚚 Standard
📦 205 lbs	🕒 4.4 hrs	🛡️ Yes

Qty	Part	Description
1	3020-GS	Countoured safety partition with glass window
2	62-U5070	Partskeeper carry case with holder
1	6070	6" Hook, 3" opening, painted
4	62-U1112	12" deep plastic bin
8	62-U1114	14" deep plastic bin
1	62-UDR12	Set of 5 dividers for a 12" Shelf
1	62-UDR14	Set of 5 dividers for a 14" Shelf
1	77-U1048	Adjustable shelving door unit - 45" W - for 48" & 96" shelves
1	N4-RA48-3C	Composite Aluminum shelving unit, 14" D x 48" W x 44.5" H
1	N4-RA84-3C	Composite Aluminum shelving unit, 14" D x 84" W x 44.5" H

GSL-27 ALUMINUM

■ Aluminum	🚚 155"	🚚 Standard
📦 311 lbs	🕒 6.1 hrs	🛡️ Yes




Qty	Part	Description
1	3020-GS	Countoured safety partition with glass window
1	5010	Partslider drawer 48" D
1	5020	Tool Drawer 48" D x 14" W x 16" H
1	5048	Top edge
2	62-U5070	Partskeeper carry case with holder
1	6070	6" Hook, 3" opening, painted
4	62-U1112	12" deep plastic bin
8	62-U1114	14" deep plastic bin
1	62-UDR12	Set of 5 dividers for a 12" Shelf
1	62-UDR14	Set of 5 dividers for a 14" Shelf
1	77-U1048	Adjustable shelving door unit - 45" W - for 48" & 96" shelves
1	N4-RA48-3C	Composite Aluminum shelving unit, 14" D x 48" W x 44.5" H
1	N4-RA96-3C	Composite Aluminum shelving unit, 14" D x 96" W x 44.5" H

FLOORS & DRAWERS


FLOORS

An easy and efficient solution that prevents damage to the factory floor of the van.



6540-GSR

GMC Savana/Chevrolet Express floor for the 135" Wheelbase



6540-GSX

GMC Savana/Chevrolet Express floor for the 155" Wheelbase



DRAWERS

Increase storage and organization with Ranger Design's line of drawer units.

FLOORS & DRAWERS



5010

Partslider drawer



5020

Tool drawer 48"D x 14"W x 16"H



5048

Top edge, for 5010 Partslider



TOOL DRAWER TIP: Stack these drawers for maximum efficiency

STORAGE UNITS

Ergonomic storage solutions for the cargo space in your vehicle.



CAN BE INSTALLED EITHER WAY



62-U5070

Partskeeper carry case with holder



62-U5074

Partskeeper floor mount cabinet with 4 carry cases



C2-PA18-4

Aluminum Partskeeper cabinet with 4 carry cases



C4-PA18-8

Aluminum Partskeeper cabinet with 8 carry cases



N4-PS20-8

Steel Partskeeper cabinet with 8 carry cases



N4-LS16-1

Locker with top shelf, (Comes with 2 hooks)



S2-WA48-0

Workbench, with hardwood top, one end panel, drawer cabinet not included

Compatible cabinet:
5067-6



S2-WA48-1

Workbench, with hardwood top, one end panel, drawer cabinet not included



62-U5079

Partskeeper carry case with 8 removable yellow bins

ACCESSORIES

ACCESSORIES

Choose the finishing details to tailor the upfit to your specific needs.

CARGO HOLDERS

Increase organization by giving a specific spot to store your equipment. Instead of being loose on the floor, your reels, cans etc. can be secured within easy reach from the door.



7124
Reel Holder with two 5/8" diameter rods



6057
Can Holder



6068
Hard Hat Holder, painted wire



6063
Paper Holder, extra deep, 5 slots

STORAGE HOOKS

Keep frequently used items such as hats, vests and extension cords hanging within easy reach while on the road.



6070
6" Hook, 3" opening, painted



6071
Triple 6" Hook, 3" opening, painted



6073
Large aluminum movable Hook, 6.5" opening

FLETTNER VENT

Guard yourself against smells or vapours that may build up in the cargo area. The Flettner vent is a simple way to stay healthy while on the job.



6050
Flettner vent, rotary design

SEAT COVERS

Protect your vehicle seats with a set of water & stain-resistant seat covers that will keep your cab looking clean and new. There is also no interference with factory seat functions including heating, cooling or airbag deployment.



6252
Seat Cover Set

LED LIGHTING

Keeps the cargo space bright, making visibility easy, no matter what time of day or night. Eliminate any chance of injury when searching through your tools in the dark.



6092-42
Universal LED light kit for vans (12V DC / 1200 Lm / 10W)

GRAB HANDLE

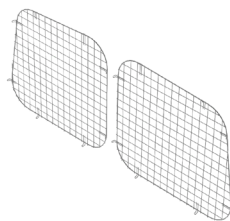
It is always useful to have something to hold onto when climbing into your van. Grab handles can also be used to tie down extra cargo during transport.



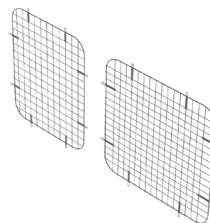
6093-27
Large grab handle

WINDOW GRILLS

Protect your van against theft and prevent damage to the van during loading or unloading, with Ranger Design's window grills.



6106
Set of 2 rear window grills



6111
Set of 2 side window grills

SCAN AND VISIT OUR WEBSITE TO VIEW MORE ACCESSORIES



LADDER RACKS

LADDER RACKS

Increase the efficiency, cargo space and safety with the right roof rack for the job.



Cargo Rack

Aluminum

PART			
1605-GS	135, 155"	Standard	-
1605-GS3 - Bar	135, 155"	Standard	-



Combination Rack - 2 bar

Aluminum

PART			
1625-GS	135, 155"	Standard	32 ft



Double Clamp Rack




Aluminum

PART			
1630-GS	135, 155"	Standard	32 ft
1630-GS3 - 3 Bar	135, 155"	Standard	32 ft



Max Rack Low Roof

Aluminum

PART			
1840-GS	135, 155"	Standard	32 ft
1850-GS - 2 Bar	135, 155"	Standard	32 ft
1850-GS3 - 3 Bar	135, 155"	Standard	32 ft



VISIT OUR WEBSITE
FOR OUR FULL-LINE OF
LADDER RACKS



TURN-KEY FLEET SERVICES



Ship Through or Local Installation Across North America for all Types of Cargo Vans

We are pleased to offer an efficient, personalized service to answer all questions regarding:

1. Analysis

- › Cargo Needs Analysis
- › Custom 3D CAD Layouts
- › Hands-on Equipment Demo

2. Testing

- › Test Fitting
- › Pilot Build and Review
- › Package Optimization based on Technician Feedback

3. Delivery

- › Delivery, Production, Installation Planning and Scheduling
- › Vehicle Status Tracking

4. Service

- › Dedicated Fleet Account Management Team
- › Distributor Service Support Network
- › Live Customer Service



**MAXIMIZE CARGO CAPACITY &
VEHICLE PERFORMANCE WITH
ORGANIZED STORAGE SYSTEMS**

When you want the perfect upfit solution for your work vehicle, turn to Ranger Design. Crash-tested for toughness, Ranger Design's shelving and upfits will take whatever abuse you can dish out. Their unsurpassed craftsmanship, combined with ideal fit and finish, provide a quiet ride with no rattles.



CONTACT US

cs@rangerdesign.com

1-800-565-5321

rangerdesign.com

